

The NHSScotland Food Safety Assurance Manual is split into 5 sections as follows:

1. Introduction

Contains guidance on the HACCP terms used in this manual.

2. Flow Diagram Section

Provides guidance and a template on how your Flow Diagram should look.

3. Critical Control Points Section

Describes what can go wrong at each process step and what your corrective action would be.

4. Operating Procedures Section

Contains guidance and templates for day-to-day safe working practices.

5. Records Section

Contains templates that link in with all other sections.

Note: Words and phrases that are underlined and blue in colour are electronically linked to other documents on the electronic version of this document.

Explanation of Hazard Analysis Critical Control Point (HACCP)

1.3

HACCP is widely accepted as an industry standard with regard to food safety which involves the entire catering team. The HACCP philosophy states that biological, chemical, physical and allergenic hazards can occur at certain points in the food production flow process and can be:

- prevented;
- removed;
- reduced to safe level.

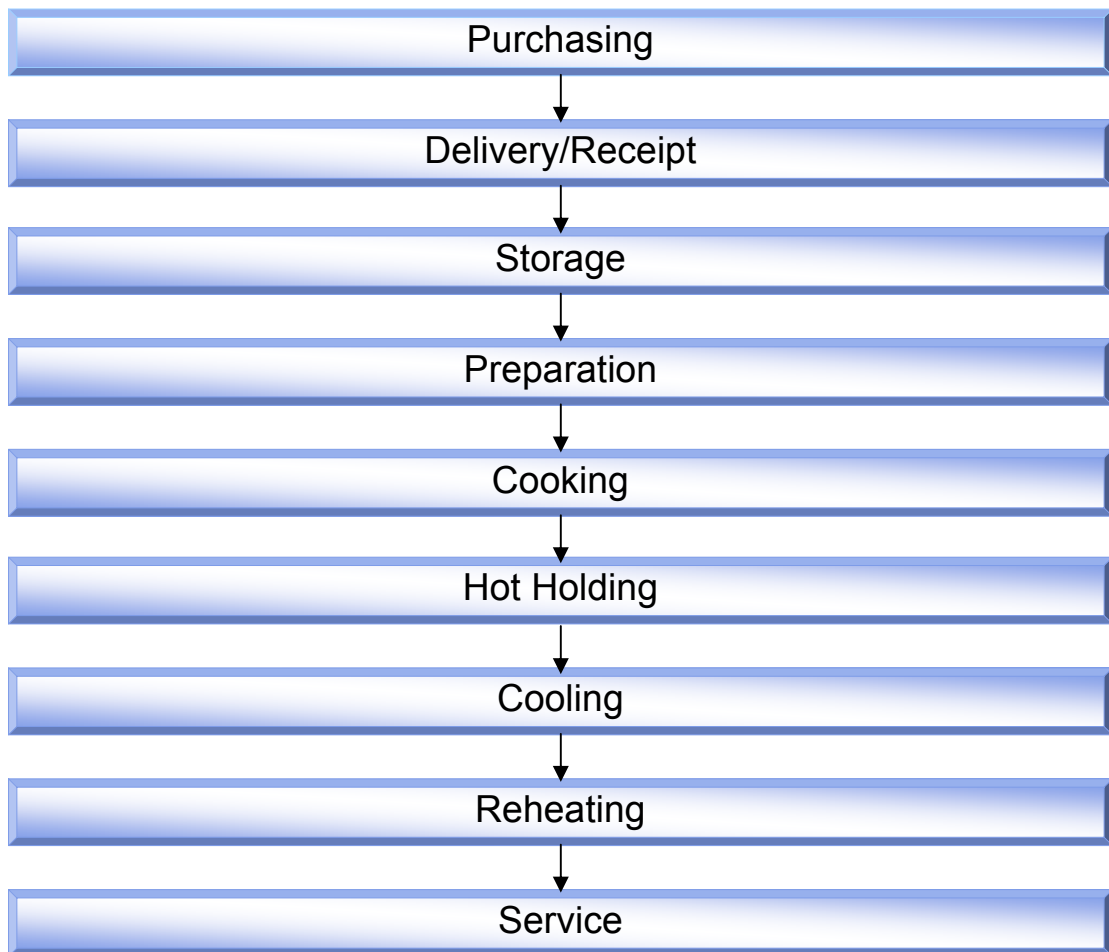
Process Steps

To understand HACCP based procedures you should think of your catering operation as a sequence of process steps.

The first step is the purchase of food – and the last step is serving to customers.

Catering Flow Diagram

The following diagram shows the process steps, which may be involved, in a typical catering business.



This is a simplified example which may not show all of a department's process steps or the order in which they usually occur.

The HACCP Plan is based on The Codex Alimentarius 7 principles of HACCP Third edition 2003, which is a Food Safety Management System:

The Codex Alimentarius 7 principles of HACCP

1.4 The 7 principles of HACCP are:

- conduct a hazard analysis. Prepare a flow diagram, identify hazards and specify the control measurers;
- determine the Critical Control Points (CCP);
- establish Critical Limits;
- establish a system to monitor control of each CCP;
- establish corrective action when monitoring indicates a particular CCP is not under control;
- establish procedures for verification to confirm that the HACCP system is working effectively;

- establish documentation and records concerning all procedures appropriate to these principles and their application.

Note: The HACCP plan should be revised periodically.

Principle 1 – Hazards

A Hazard is “anything which may cause harm to your customers through eating your food”.

‘Hazard Analysis’ is the approach to food safety which requires you to identify all of the hazards at each process step in your catering business. It is at this point that you need to think about what could go wrong in your business and then come up with measures that will prevent or control the hazards.

Most hazards are:

- Microbiological (bacteria and their toxins, viruses, parasites);
- Chemical (cleaning objects, cleaning products, pesticides);
- Physical (foreign objects, hair, pen lids, spiders from flowers, etc);
- Allergens.

Examples:

Microbiological hazards include food poisoning bacteria such as Salmonella, E.coli and Bacillus cereus which are hazardous because they can:

- survive inadequate cooking, if already present in food, for example Salmonella in chicken;
- multiply to harmful levels in food given the right conditions, for example, poor temperature control during storage, handling or hot holding;
- spread from raw foods such as meat, poultry and unwashed vegetables to cooked/ready to eat foods either directly or via food handlers, work surfaces and equipment – this is known as ‘cross-contamination’;
- other microbiological hazards such as certain bacteria, yeasts and moulds may lead to food spoilage;
- chemical hazards may already be present in certain foods in the form of pesticides or insecticides. Chemical hazards may also arise from incorrect storage and misuse of chemicals used in food premises such as cleaning chemicals and rodent baits;
- physical hazards include contamination by materials such as glass, plastic, wood, metal, hair and contamination cause by pets;
- allergic hazards: any person with a food allergy is at risk if this is unknown or they consume a small amount of an allergen. The response can be as simple as a small red mark to as extreme as anaphylaxis. Food allergy reaction affects 1.5-3.5% of the adult population as most children grow out of allergies/intolerance.

The most common sources are:

- cereals containing gluten, fish - all species including Crustaceans, mollusks, eggs, peanuts, soy beans, milk, nuts, celery, mustard, sesame seeds, sulphur dioxide/sulphites and lupin.

Control Measures

Identify the process steps and the hazards likely to occur, finding ways of preventing or controlling these hazards.

The measures are known as 'Control Measures'.

Examples

Microbiological Hazards	
Hazard	Control Measure
Survival of harmful bacteria may cause food poisoning.	'Thorough cooking'.
The spread of pathogenic bacteria which may cause food poisoning from raw food to cooked/ready to eat food.	Careful 'handling practices' such as keeping these foods apart at all times.
Allergen Hazards	
Hazard	Control Measure
Risk of cross contamination.	Use a standard recipe.
Food allergies occur when the body's immune system reacts to a substance(s) in food. Allergens are normally proteins. They can cause eczema, asthma, rhinitis, conjunctivitis, and, in its own most severe form, life threatening anaphylaxis.	Not adding or exchanging ingredients. Informing relative departments of choices/options change. Keeping to designated areas within a kitchen or food preparation. Correct storage and labelling of products.

Principle 2 - Critical Control Points (CCPs)

An HACCP based approach to food safety helps focus attention on the issues which are critical to food safety.

CCPs are the stages in the catering production process where the hazard must be controlled for the food to be safe to eat.

All hazards at CCPs must be reduced to a safe level or eliminated by a suitable Control Measure.

Examples:

Critical Control Point: Cooling rice

If rice is cooled too slowly, it could give your customer food poisoning. In this example, 'cooling' is a CCP.

Critical Control Point: Cooking a burger from raw

If the burger is undercooked, any harmful bacteria present in the meat will not be destroyed and the surviving bacteria could give your customer food poisoning. In this example 'cooking' is a CCP.

Principle 3 - Critical Limits

Critical limits are specified safety limits which Control Measures at CCP must achieve.

Example:

CP2 - Receipt of Goods: when receiving supplies such as chilled goods, specified temperature safety limits are applied, products should be delivered at a temperature of +1 oC - +4 oC, however a critical limit provides a tolerance level which in this case is +8 oC to which products would be accepted, and products delivered above this safety limit would therefore be rejected.

Principle 4 - Monitoring

An HACCP based approach to food safety requires that all Control measures at Critical Control Points must be monitored.

Example:

Checking the temperature of a refrigerator to ensure it is within the critical limit.

Certain Control measures may have Critical Limits which cannot be easily measured in the way that temperature can **for example**, the correct use of differently coloured equipment for different purposes is one way of providing the Control measure for Hazards such as cross contamination. In this case, the most effective Monitoring would be: *"supervision auditing of staff to ensure that they follow the Cross Contamination Prevention Operating Procedures"*.

A requirement of an HACCP based system is that monitoring is recorded at a frequency that reflects the nature and size of your operation.

Monitoring may simply require a supervisor or manager's signature to confirm that the actions have been carried out. HACCP records must be retained for an appropriate period of time, to enable demonstration that the system is working effectively.

Principle 5 - Corrective Action

When monitoring a Control measure and finding that it has failed to meet its Critical Limit, action must be taken to make food safe or to prevent it being used. This is known as a Corrective Action.

Corrective Actions follow on from the Monitoring process and must be recorded and should include:

- proper identification of the person(s) identified locally for implementation of the corrective action;

- description of the means and the action required to correct the observed deviation;
- action to be taken with regard to products that have been manufactured during the period when the process was out of control;
- written record of measures taken indicating all relevant information (for example: date, time, type of action, actor and subsequent verification check).

If you identify a hazard there should be a corrective action for it and consideration must always be given to the safety of the food.

Example:

If your refrigerator temperature Critical Limit is 8°C but your monitoring check finds that the refrigerator is running at 12°C, then your Corrective Action could be: *“call the Maintenance Engineer and consider if the food is safe to use”*.

Corrective Actions have two functions:

1. To deal with the food in question – either by making it safe or stopping its use.
2. To prevent the problem happening again – by considering the cause of the failure of the Control Measure and taking appropriate action.

Principle 6 - Verification

Further information on the verification procedures for each CCP is required. You should specify the methods and procedures to be used for determining if the HACCP is working correctly. Verification involves taking an overview of your HACCP based system to ensure that it is working. Verification also involves establishing that your procedures are effective in controlling hazards and checking to see that your procedures are being applied in practice.

Example:

- checking that the Control Measures at CCP are being consistently applied;
- checking that the appropriate Corrective Actions have been taken;
- checking that the Monitoring Records are consistent and accurate;
- checking that your procedures are still relevant and up to date;
- periodical bacteriological testing of product.

Principle 7 - Documentation

An HACCP based system must have an appropriately reviewed, documented system to demonstrate it is working effectively.

Documentation to support your HACCP based procedures must include details of your intentions in all the key areas mentioned throughout this Section.

It is essential that your NHS Health Board is committed to operating the system in full, otherwise the benefits will be reduced and food safety compromised.

A certain amount of food safety knowledge commensurate with work activities is required by all levels of staff to implement and maintain an HACCP based system.

Appropriate timelines for the storage for local HACCP documentation must be agreed and the records maintained as per these timescales.

2. Flow Diagrams

2.1

A Flow Diagram can help you to identify all the process steps in your business, from 'purchase of food' through to 'service to your customers'. By creating a Flow Diagram of your catering operation, you will be able to break your process down into component parts – called process steps.

Note: This section provides guidance and a template for you to draw your own Flow Diagram.

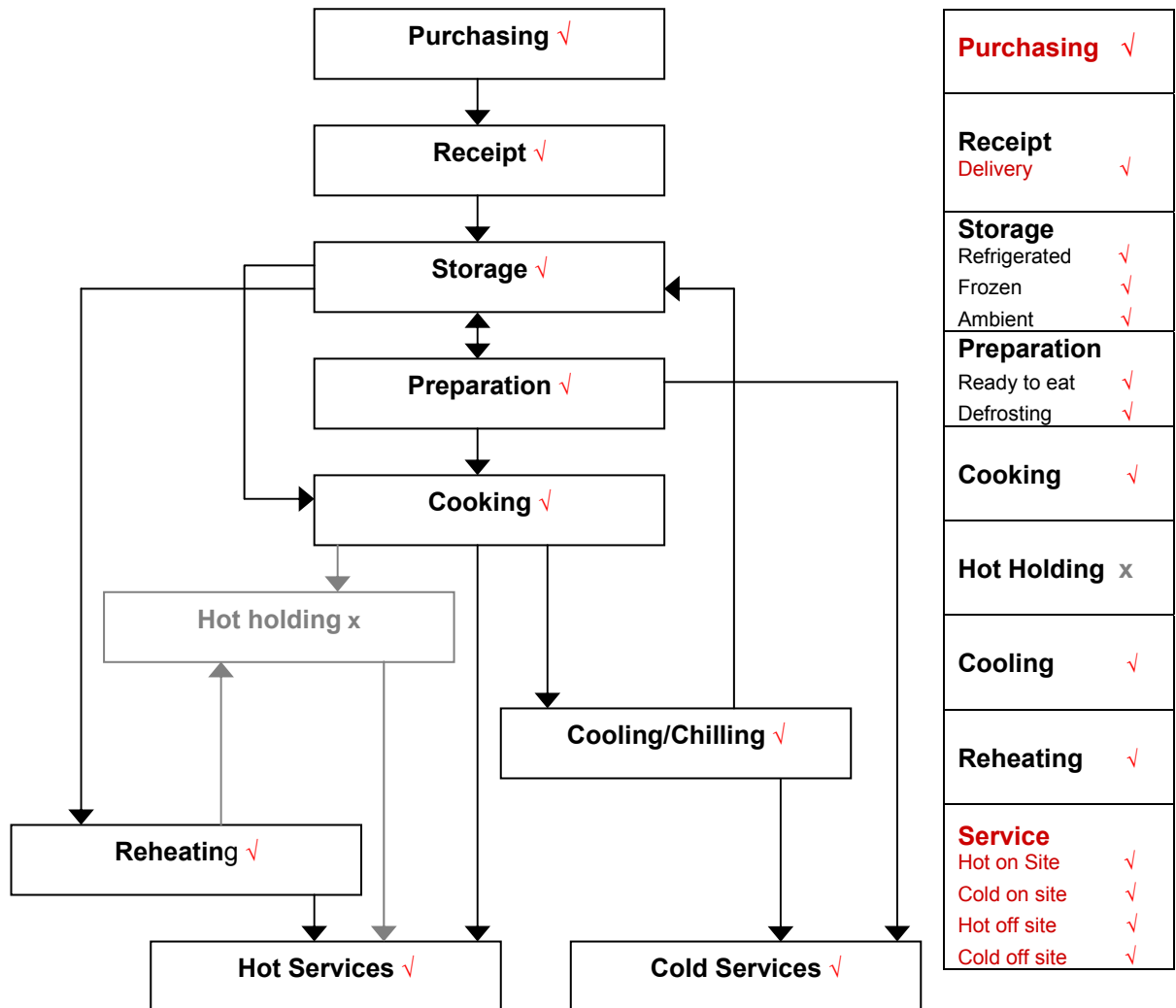
For example, if your department carries out the following process steps:

- purchase;
- receipt;
- storage – refrigerated/frozen/ambient;
- preparation – ready-to-eat/defrosting;
- cooking;
- hot holding (step excluded from the example below);
- cooling/chilling;
- reheating;
- service – hot and cold on site.

Your Flow Diagram may look like this:

Process Steps - ✓ Applicable, x not applicable

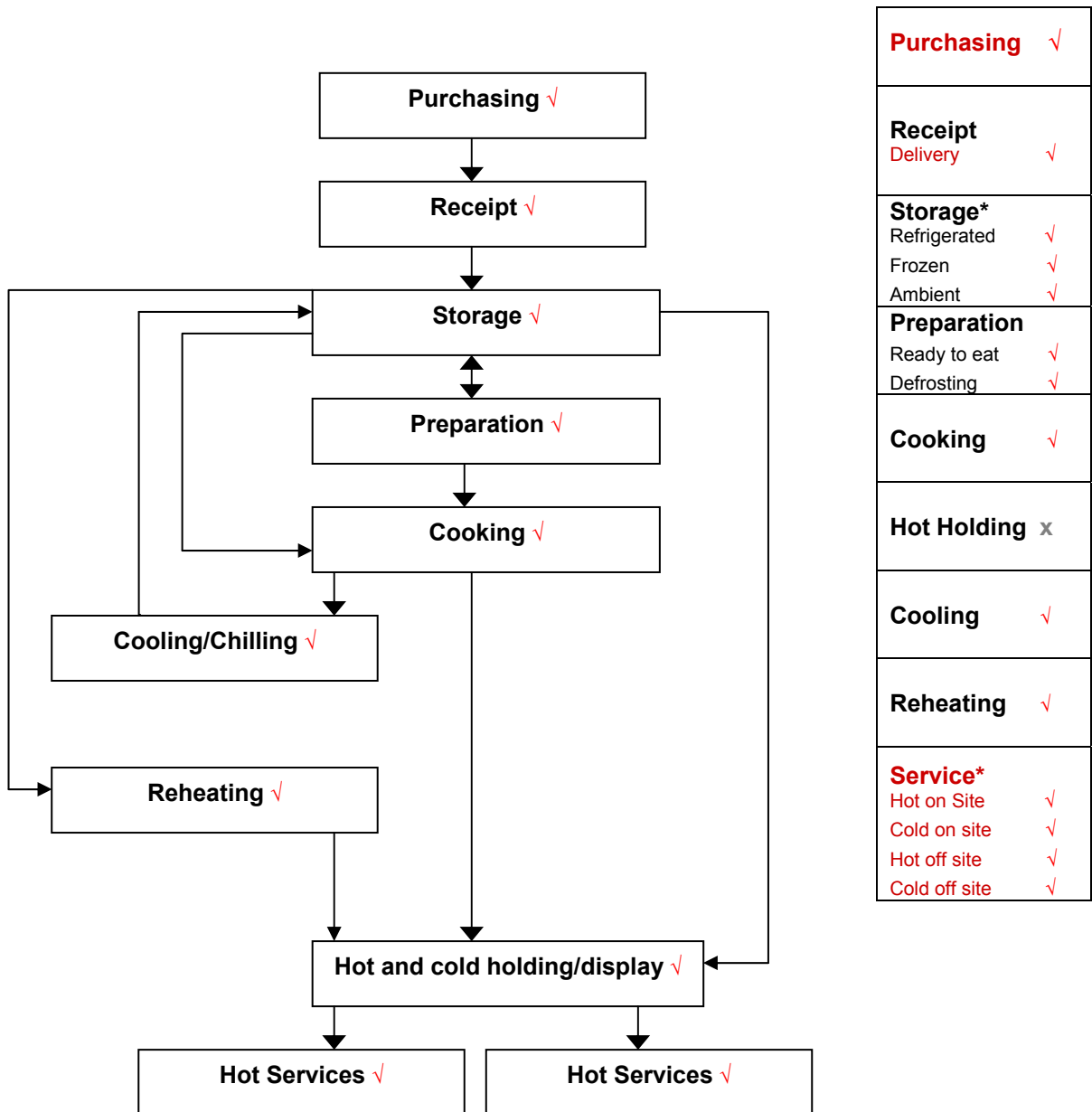
Links to HACCP Charts



Cook Serve Production Flow Diagram

Process Steps - ✓ Applicable, x Not applicable

Links to HACCP Charts

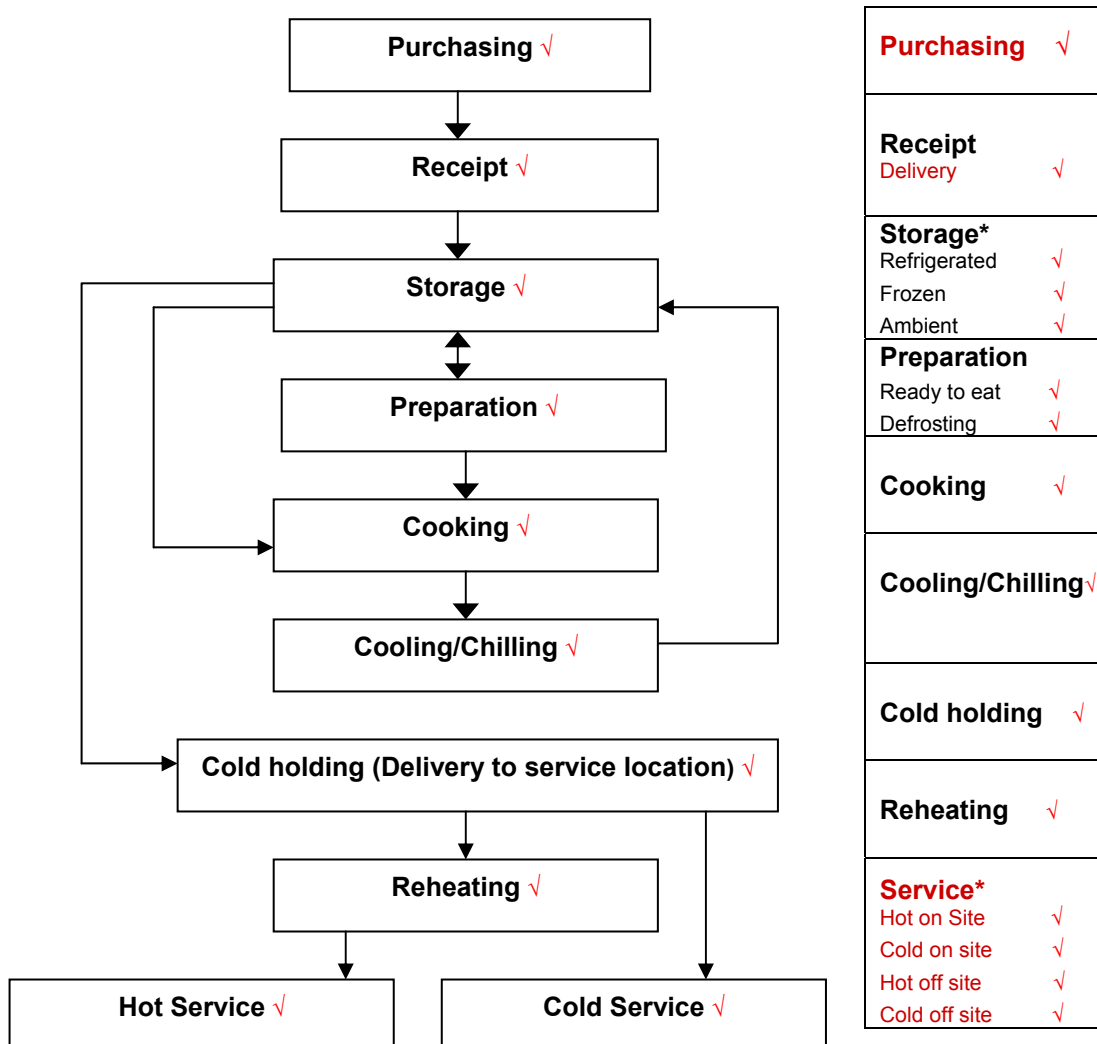


*Storage	AMBIENT	storage at room temperature
*Service	ON SITE	hot and cold food served in wards and dining rooms
	OFF SITE	hot or cold food served in other locations such as satellite hospitals/units and function catering

Cook Chill/Freeze Production Flow Diagram

Process Steps - ✓ Applicable, x not applicable

Links to HACCP Charts



*Storage	AMBIENT	storage at room temperature
*Service	ON SITE	hot and cold food served in wards and dining rooms
	OFF SITE	hot or cold food served in other locations such as satellite hospitals/units and function catering

3. Critical Control Points (CCPs)

Step 1 – Purchasing	CCP 1
<p>Hazards</p> <p>Microbiological Organisms: Multiplication, Contamination and Toxin Formation. Unsatisfactory quality, nature and substance of products to be used as ingredients. Chemical Contamination. Physical Contamination. Physical Damage. Allergen Contamination. Spoilage.</p>	
<p>Control Measures</p> <ol style="list-style-type: none"> 1. Food products will only be purchased from reputable suppliers with agreed product specifications. 2. Where possible, food supplies are purchased through contracts organised by NHS National Services Scotland National Procurement and an 'Approved Supplier' list maintained. 3. Any Subcontractors that are used are required to meet the department's selection criteria prior to being given approved status. These suppliers will be reviewed at two yearly intervals to maintain their approved status. 4. Non food items, where possible, will be purchased through approved National Procurement approved suppliers. If no contract exists, purchases will be at the authorised manager's discretion ensuring optimum quality and value at all times. 5. Suppliers will be instructed to deliver high risk and perishable food at a maximum temperature of +4°C (Critical Limit +8°C) and frozen foods at a target temperature of -18°C (Critical Limit -12°C). 6. Supplies must be delivered as specified in the delivery specification. 	
<p>Corrective Action</p> <p>The past performance of each supplier will be examined under Review Procedures and unsatisfactory performance may result in the suspension of supplier.</p>	
<p>Monitoring</p> <p>Examination of completed 'Goods Inwards' historical records. Auditing of suppliers premises as appropriate.</p>	
<p>Records</p> <p>Approved Suppliers List. Local Contractors' Selection Criteria.</p>	
<p>Verification</p> <p>This procedure will be verified on a regular basis according to the locations review/auditing procedure.</p>	

Step 2 – RECEIPT – Delivery and Unloading	CCP 2				
<p>Hazards</p> <p>Microbiological Organisms: Multiplication, Contamination and Toxin Formation. Chemical Contamination. Physical Contamination. Physical Damage. Allergen Contamination. Spoilage. Multiplication of Pathogens.</p>					
<p>Control Measures</p> <ol style="list-style-type: none"> Goods will be received and stored without delay and in such a way as to prevent the risk of damage, contamination and multiplication of bacteria. Goods received must have appropriate date code. Non food items liable to contaminate will not be accepted during food deliveries. Persons engaged in the receipt of goods will operate in accordance with agreed personal hygiene procedures. The permissible temperatures for unloaded food items are: <table style="margin-left: 40px; border: none;"> <tr> <td>Frozen Targets -18C</td> <td>Critical Limit-12C</td> </tr> <tr> <td>Chilled Target +4C</td> <td>Critical Limit+8C</td> </tr> </table> Goods will only be transferred to storage once the checks below have been carried out, and the food found to be in a satisfactory condition. 		Frozen Targets -18C	Critical Limit-12C	Chilled Target +4C	Critical Limit+8C
Frozen Targets -18C	Critical Limit-12C				
Chilled Target +4C	Critical Limit+8C				
<p>Corrective Actions</p> <p>Unsatisfactory goods will be rejected and returned or destroyed i.e. temperature failures, specification variances, damaged goods etc.</p>					
<p>Monitoring</p> <p>Visual check of general appearance, fitness, quality, packaging condition, durability codes, and also signs of infestation or damage by pests. Measurement of food temperatures using sanitised probe thermometer.</p>					
<p>Records</p> <p>Goods Inward Temperature Audit Trail Staff Facilities Goods Inward Regeneration System</p>					
<p>Verification</p> <p>This procedure will be verified on a regular basis according to the locations review/auditing procedure.</p>					

Step 3 – Storage – Chilled and Frozen	CCP 3
<p>Hazards</p> <p>Microbiological Organisms: Multiplication, Contamination and Toxin Formation. Chemical Contamination. Physical Contamination. Physical Damage. Allergen Contamination. Spoilage. Multiplication of Pathogens.</p>	
<p>Control Measures</p> <p>1. Foods will be stored at the appropriate Temperature as follows: Frozen Target -18C Critical Limit -12C Chilled Target +4C Critical Limit +8C</p> <p>2. All stores will be maintained in a clean, hygienic and pest free condition. 3. Goods will be stored in such a way as to prevent cross contamination. 4. Goods will be stored with appropriate labelling. 5. Foods in storage will be protected from physical contamination and damage. 6. Where appropriate goods will be transferred into suitable containers. 7. Persons involved in food storage will operate in accordance with agreed personal hygiene standards. 8. Stock Rotation will be based on the 'First In First Out' principle. (Unless date code indicates otherwise). 9. Goods will be neatly arranged to facilitate effective cleaning and allow adequate air movement, particularly in temperature controlled environments.</p>	
<p>Corrective Actions</p> <p>Corrective action will be taken in the event of a breach of temperature parameters. Should the temperature of chilled food be recorded between +8°C and +10°C all high risk foods will be used within 24hrs. Should the temperature be above 10°C all high risk perishable foods will be destroyed. Review of cleaning regime, operative re-training and reporting of faults etc.</p>	
<p>Monitoring</p> <p>Daily refrigeration temperature checks and date code checks. Weekly food storage checks.</p>	
<p>Records</p> <p>Cold Storage Temperature Record. Electronic Refrigeration Monitoring.</p>	
<p>Verification</p> <p>This procedure will be verified on a regular basis according to the locations review/auditing procedure.</p>	

Ambient Storage Protocol
<p>Hazards</p> <p>Microbiological Organisms: Multiplication, Contamination and Toxin Formation. Chemical Contamination. Physical Contamination. Physical Damage. Allergen Contamination. Spoilage. Multiplication of pathogens.</p>
<p>Control Measures</p> <ol style="list-style-type: none"> 1. Foods will be stored in a dedicated storage area for dried and canned goods, this will be dry, cool, well ventilated with adequate lighting. 2. All stores will be maintained in a clean, hygienic and pest free condition. 3. Goods will be stored in such a way as to prevent cross contamination. 4. All unopened bags/boxes of dry products will be stored off the floor. 5. Storage containers will be completely emptied and cleaned prior to replenishment with new stock, containers will never be 'topped up'. 6. Records will be maintained of product decant dates and 'use by dates' (See storage records). 7. Part used packages being returned to storage must be resealed or decanted into a suitable storage container and labelled accordingly. 8. Stock Rotation will be based on the 'First In First Out' principle. (Unless date code indicates otherwise).
<p>Corrective Actions</p> <p>Corrective action will be taken in the event of the identified control measures. Canned products will be checked regularly for damage i.e. blown or leaking. These will immediately be rejected and appropriately disposed of. Items out with their use by date will be rejected and disposed of.</p>
<p>Monitoring</p> <p>Weekly food storage checks.</p>
<p>Records</p> <p>Dry Food Storage Record.</p>
<p>Verification</p> <p>This procedure will be verified on a regular basis according to the locations review/auditing procedure.</p>

Step 4 – Preparation	CCP 4
<p>Hazards</p> <p>Microbiological Organisms: Multiplication, Contamination and Toxin Formation. Chemical Contamination. Physical Contamination. Physical Damage. Allergen Contamination. Spoilage. Multiplication of Pathogens.</p>	
<p>Control Measures</p> <ol style="list-style-type: none"> 1. Food types will be divided into raw and cooked categories and each food type will be prepared on dedicated areas and surfaces, using dedicated utensils. (See control measures guidance). 2. High-risk foods will be prepared without undue delay. 3. All food will be protected from physical and chemical contamination. 4. Immediately following preparation, foods will be placed in the correct storage or display facility. 5. Food will be served without delay. 6. Surfaces and utensils will be washed and sterilised immediately after use. 7. Persons engaged in preparation of food will conform to agreed personal hygiene procedures. 8. Persons engaged in preparation of food will conform to agreed cooking for allergen protocol and procedures. 9. All preparation rooms will be maintained in a clean, hygienic and pest free condition. 	
<p>Corrective Action</p> <p>Failure to comply with any of the above controls may require the disposal of the affected/handled food item. Review of cleaning regime, operative re-training etc.</p>	
<p>Monitoring</p> <p>Weekly self assessment covering all preparation functions.</p>	
<p>Records</p> <p>Self Assessment (Internal Audit) Rapid Thaw Record</p>	
<p>Verification</p> <p>This procedure will be verified on a regular basis according to the locations review/auditing procedure.</p>	

Food Preparation and Handling - Colour Coding Procedure

Control Measures and Operation

- 3.1 All food types will be divided into raw and cooked categories, each food type will be prepared in dedicated areas/surfaces using dedicated colour coded utensils (i.e. knives and chopping boards).

Colour Classification

Red Area/Equipment	Raw meat preparation.
Yellow Area/Equipment	Cooked meat preparation area, general cooking area.
Green Area/Equipment	Prepared vegetables and salad preparation.
Brown Area/Equipment	Unprepared vegetables.
Blue Equipment	Raw fish preparation, carried out in raw preparation area.
White Equipment General	Bakery preparation carried out in bakery and preparation general.

All equipment will be for the exclusive use within the designated area and food type as detailed. To prevent cross contamination this equipment must not be removed for use in other areas of the kitchen.

All food items held in storage must have either a manufacturer's use by date or department production and use by label.

Persons involved in food handling will operate in accordance with agreed personal hygiene standards. Staff must ensure that all food is protected from physical and chemical contamination.

Plastic disposable aprons are provided and must be worn when preparing raw meat. Used aprons and gloves must be removed and discarded within the area following preparation.

Preparation area must be cleaned immediately after each use in accordance with locations cleaning schedules.

Thawing of Frozen Food in a Thaw Cabinet

Control Measures and Operation

- 3.2 The use of a Thaw Cabinet ensures safe uniform thawing of foods under close controlled conditions.

On removal from the freezer unit food items should be dated and classified as fresh, food items should be removed from the original packaging and thawed in a suitable container.

Frozen food items must be placed in trays large enough to contain the drips.

The cabinet should be loaded evenly to allow for even circulation of air.

Cross contamination must be avoided during the thawing procedure by adhering to good/safe working practices.

Raw and cooked items must not be thawed in the cabinet together, ensure cabinet is cleaned/sanitised between use.

At the completion of the thawing cycle operation the cabinet will switch automatically to storage conditions holding the food at 4°C.

If the thawed food item is not for immediate use it should be placed in the appropriate refrigerator operating 1°C to 4°C.

Drip trays used in the thawing process must be cleaned/sanitised immediately after use.

Note: Always follow manufacturer's operation instruction regarding recommended thawing times.

Thawing Frozen Food in a Chill Room or Refrigerator

Control Measures and Operation

3.3 Frozen items should be thawed in intact original packaging.

Use Chill Room/Larder operating at between +8°C to +10°C or refrigerator operating at 1°C to 4°C.

Use dedicated area within the Chill Room/Larder or refrigerator for the sole purpose of thawing.

Frozen items must be placed on trays deep enough to contain any drips.

Food items must be placed flat on the tray to ensure even airflow.

A use by label must be placed on item with a four-day use by date.

Example:

Food Item: Gateau

Date Produced: 01/01/10

Use By: 04/01/10

Thawing items must be minimally handled to avoid cross contamination.

If the thawed items are not used immediately they should be placed in a dedicated refrigerator operating at 1°C to 4°C.

Drip trays used in the thawing process must be sanitised immediately after use.

Preparation area must be sanitised immediately after use.

Decanting and/or Modifying Food Products

Control Measures and Operation

- 3.4 Food items that have been decanted and are not for immediate consumption must be processed without delay, either through the cooking process or held in the appropriate storage.

All food items decanted or modified and held in storage must have a department production use by label.

The label must be placed on the item and identify use by information in line with the required manufactures guidance as stated on the product container, example below.

Example:

Tinned tuna, when opened, has a shelf life of two days, this includes the day of opening and day of consumption.

Food Item: Tuna Mayonnaise

Date produced: 01/01/10

Use By: 02/01/10

Persons involved in food handling will operate in accordance with agreed personal hygiene standards. Staff must ensure that all food is protected from physical and chemical contamination.

Personal protective equipment used i.e. aprons and gloves, must be removed and discarded within the area following preparation.

Preparation area must be cleaned immediately after each use in accordance with locations cleaning schedules.

Step 5 – Cooking	CCP5
<p>Hazards Survival of Pathogens. Chemical Contamination. Physical Contamination. Allergen Contamination.</p>	
<p>Control Measures</p> <ol style="list-style-type: none"> 1. Food will be presented for cooking without undue delay. 2. Raw food likely to contain Pathogens will be cooked to a minimum core temperature of +75°C 3. Bulk foods, i.e. stews etc., for chilling after cooking will be decanted to less than 50mm in depth. Meat joints will not exceed 6lb (2.5kg) in weight and will be placed in trays of no more than 75mm for chilling after cooking. 4. Cooking utensils will be washed and sterilised immediately after use. 5. Persons engaged in the cooking of food will operate in accordance with agreed personal hygiene procedures. 6. Persons engaged in preparation of food will conform to agreed cooking for allergen protocol and procedures. 7. All Cooking Rooms and Equipment will be maintained in a clean, hygienic and pest free condition. 8. All food will be protected from physical and chemical contamination. <p>Immediately following the cooking process, food will be placed in the correct storage or display facility and served without delay.</p>	
<p>Corrective Action Corrective action will be taken in regard to non-conformance. Cook through to required temperature, review of cleaning regime, staff re-training and reporting of faults etc.</p>	
<p>Monitoring Measurement of temperature during cooking using a sanitised probe thermometer. Measurement of cooking time.</p>	
<p>Records Cook Check Cook Reheat Check</p>	
<p>Verification This procedure will be verified on a regular basis according to the location's review/auditing procedure.</p>	

Step 6 – Cooling/Chilling	CCP 6
<p>Hazards</p> <p>Microbiological Organisms Multiplication, Contamination and Toxin Formation. Chemical Contamination. Physical Contamination. Physical Damage. Allergen Contamination. Spoilage. Multiplication of Pathogens.</p>	
<p>Control Measures</p> <ol style="list-style-type: none"> 1. Chilling will commence following the completion of the cooking process. 2. Bulk food i.e. stews for chilling will be decanted to less than 50mm in depth. Meat joints for chilling will be placed in trays of no more than 75mm in depth. 3. Food will be chilled to a maximum core temperature of +4°C (Critical Limit +5°C) without undue delay (within 90 minutes). 4. Chilled food will be stored at below +4°C and used without undue delay. 5. Chilled food for storage will be protected from physical and chemical contamination. 6. Trays and containers will be washed and sterilised immediately after use. 7. Persons engaged in the chilling of food will operate in accordance with agreed personal hygiene procedures. 8. Persons engaged in preparation of food will conform to agreed cooking for allergen protocol and procedures 9. All chilling rooms and equipment will be maintained in a clean, hygienic and pest free condition. 10. Immediately following preparation foods will be placed in the correct storage or display facility. 	
<p>Corrective Action</p> <p>Corrective Action: continue to chill foods until target temperature is achieved. Review cleaning regime, staff re-training and reporting of faults etc.</p>	
<p>Monitoring</p> <p>Measurement of temperature during chilling using a sanitised probe thermometer. Measurement of chilling time.</p>	
<p>Records</p> <p>Chilling Check</p>	
<p>Verification</p> <p>This procedure will be verified on a regular basis according to the location's review/auditing procedure.</p>	

Step 7 – Reheating	CCP 7
<p>Hazards</p> <p>Microbiological Organisms: Multiplication, Contamination and Toxin Formation. Survival of Pathogens. Chemical Contamination. Physical Contamination. Allergen Contamination.</p>	
<p>Control Measures</p> <ol style="list-style-type: none"> 1. Re-heating will commence without delay following selection from storage. 2. Food will be re-heated to a minimum core temperature of +85°C 3. Re-heated food will be served without delay. 4. During re-heating food will be protected from contamination. 5. Trays and containers will be washed and sterilised immediately after use. 6. Persons engaged in re-heating of food will operate in accordance with agreed personal hygiene procedures. 7. Persons engaged in preparation, of food will conform to agreed cooking for allergen protocol and procedures. 8. All re-heating rooms and equipment will be maintained in a clean, hygienic and pest free condition. 	
<p>Corrective Action</p> <p>Corrective action will be taken in regard to non-conformance. Cook through to required temperature, review cleaning regime, staff re-training. etc</p>	
<p>Monitoring</p> <p>Measurement of temperature during reheating using a sanitised probe thermometer. Measurement of reheating time.</p>	
<p>Records</p> <p>Re-Heating Check</p>	
<p>Verification</p> <p>This procedure will be verified on a regular basis according to the location's review/auditing procedure.</p>	

Step 8 – Hold (hot or cold)	CCP 8
<p>Hazards Microbiological Organisms: Multiplication, Contamination and Toxin Formation. Chemical Contamination. Physical Contamination. Physical Damage. Allergen Contamination. Spoilage. Multiplication of Pathogens.</p>	
<p>Control Measures</p> <ol style="list-style-type: none"> 1. Only food that already exceeds a temperature of +72°C (+85°C if reheated) may be placed in a hot hold or displayed hot i.e. Production Kitchen holding equipment, staff dining room displays. This will assist in ensuring that food reaches the customer above the critical limit. 2. Hot foods will be held or displayed at a minimum target temperature of +72°C (Critical Limit +63°C) 3. Chilled foods will be displayed at a maximum temperature of +4°C (Critical Limit +8°C). 4. Holding and displaying facilities will be maintained in a clean, hygienic and pest free condition. 5. Persons arranging food displays will operate in accordance with agreed personal hygiene procedures. 6. Persons engaged in preparation of food will conform to agreed cooking for allergen protocol and procedures 7. Displayed foods will be protected from contamination and damage by appropriate barriers, containers or wrappers. 	
<p>Corrective Action Corrective Action will be taken in regard to non-conformance. Food items failing to meet the specified temperature range will be:</p> <ul style="list-style-type: none"> • cold food – ref Storage Corrective Action; • hot food – Will be reheated through to 85°C and returned to hold/display (once only). Thereafter items are destroyed. Review cleaning regime, staff re-training and reporting of faults etc. 	
<p>Monitoring Daily Hold check of all foods by service period. (Local circumstances must dictate protocol)</p>	
<p>Records Hot and Cold Holding Equipment Temperature Dispatch Check Electronic Temperature Monitoring</p>	
<p>Verification This procedure will be verified on a regular basis according to the location’s review/auditing procedure.</p>	

Step 9 – Ward Service (cook serve)	CCP 9
<p>Hazards</p> <p>Microbiological Organisms: Multiplication, Contamination and Toxin Formation. Chemical Contamination. Physical Contamination. Physical Damage. Allergen Contamination. Spoilage. Multiplication of Pathogens.</p>	
<p>Control Measures</p> <ol style="list-style-type: none"> Food will be delivered to wards in suitable hygienic containers, which protect the food from risk of contamination and damage and are also capable of maintaining the food at required temperatures and will be served without undue delay. Hot foods will be held and served at a target temperature of +72°C (Critical Limit +63°C). Chilled foods will be held and served at a maximum temperature of +4°C (Critical Limit +8°C). Holding and service facilities will be maintained in a clean, hygienic and pest free environment. Persons involved in food service will operate in accordance with agreed personal hygiene procedures. Persons engaged in food service will conform to agreed cooking for allergen protocol and procedures. Food to be served will be protected from contamination and damage by appropriate methods. Menu items that may contain a recognised allergen must be clearly labelled to identify this. 	
<p>Corrective Action</p> <p>Corrective Action will be taken in regard to non-conformance. Food items failing to meet the specified temperature range will be:</p> <ul style="list-style-type: none"> cold food items – above (+8°C) are destroyed; frozen foods items i.e. Ice Cream above (-2.2°C) are destroyed; hot food - below (+63°C) are destroyed; review of cleaning regime, staff re-training and reporting of faults etc. 	
<p>Monitoring</p> <p>Daily service check of all foods at each meal service. (Local circumstances must dictate protocol)</p>	
<p>Records</p> <p>Ward Service Record Local Risk Assessment Electronic Temperature Monitoring</p>	
<p>Verification</p> <p>This procedure will be verified on a regular basis according to the location's review/auditing procedure.</p>	

Step 9 – Ward Service (Regeneration)	CCP 9
<p>Hazards</p> <p>Microbiological Organisms: Multiplication, Contamination and Toxin Formation. Chemical Contamination. Physical Contamination. Physical Damage. Allergen Contamination. Spoilage. Multiplication of Pathogens.</p>	
<p>Control Measures</p> <ol style="list-style-type: none"> Food will be delivered to wards in suitable hygienic containers, which protect the food from risk of contamination and damage and are also capable of maintaining the food at required temperatures. On receipt of goods, temperatures are taken and recorded. Frozen foods that are not for immediate regeneration will be transferred without delay to freezer units operating at a minimum of -18°C Frozen foods for regenerating will be placed in the regeneration oven at the specified time and cycle and will be heated to a minimum of +85°C and thereafter held at a temperature above +63°C Chilled foods i.e. salads, sandwiches etc will be held and served at a maximum temperature of +4°C (Critical Limit +8°C). Holding and service facilities will be maintained in a clean, hygienic and pest free environment. Persons involved in food service will operate in accordance with agreed personal hygiene procedures. Persons engaged in preparation of food will conform to agreed cooking for allergen protocol and procedures. Food to be served will be protected from contamination and damage by appropriate methods. Menu items that may contain a recognised allergen must be clearly labelled to identify this. 	
<p>Corrective Action</p> <p>Corrective Action will be taken in regard to non-conformance. Food items failing to meet the specified temperature range will be:</p> <ul style="list-style-type: none"> chilled food items – above (+8°C) are destroyed; frozen foods items i.e. Ice Cream above (-2.2°C) are destroyed; hot food - below (+85°C) on completion of the regeneration cycle are subjected to further reheating (temperature boost) to a minimum temperature of +85°C; service – hot food items that fall below +63°C are destroyed; review cleaning regime, staff re-training and reporting of faults etc. 	
<p>Monitoring</p> <p>Daily service check of all foods at each meal service.</p>	
<p>Records</p> <p>Ward Service Record (Regeneration) Local Risk Assessment Electronic Temperature Monitoring</p>	
<p>Verification</p> <p>This procedure will be verified on a regular basis according to the location's review/auditing procedure.</p>	

Step 9 – Staff Dining Room Service	CCP 9
<p>Hazards</p> <p>Microbiological Contamination: Multiplication, Contamination and Toxin Formation. Chemical Contamination. Physical Contamination. Physical Damage. Allergen Contamination. Spoilage. Growth of Pathogens.</p>	
<p>Control Measures</p> <ol style="list-style-type: none"> 1. Food will be delivered to locations in suitable hygienic containers, which protect the food from risk of contamination and damage and are also capable of maintaining the food at required temperatures. 2. Hot foods will be held and served at a target temperature of +72°C (Critical Limit +63°C). 3. Chilled foods will be held and served at a maximum temperature of +4°C (Critical Limit +8°C). 4. Holding and service facilities will be maintained in a clean, hygienic and pest free environment. 5. Persons involved in food service will operate in accordance with agreed personal hygiene procedures. 6. Persons engaged in preparation of food will conform to agreed allergen protocol and procedures. 7. Food to be served will be protected from contamination and damage by appropriate methods. Menu items that may contain a recognised allergen must be clearly labelled to identify this. 	
<p>Corrective Action</p> <p>Corrective Action will be taken in regard to non-conformance. Food items failing to meet the specified temperature range will be:</p> <ul style="list-style-type: none"> • cold food items – above (+8°C) chilled to below 4°C (once only during service, thereafter items are destroyed); • hot food - below (+63°C) will be reheated through to 85°C and returned to display (once only during service, thereafter items are destroyed); • review of cleaning regime, staff re-training and reporting of faults etc. 	
<p>Monitoring</p> <p>Daily service check of all foods at each meal service.</p>	
<p>Records</p> <p>Service Record Local Risk Assessment</p>	
<p>Verification</p> <p>This procedure will be verified on a regular basis according to the locations review/auditing procedure.</p>	

Use of Surplus Prepared Food

Control Measures

- 3.5 To ensure the safe use of surplus prepared food the procedure below should be followed:

Operation

Patients/Staff Meal Production

Over production will be kept to a minimum by careful planning to avoid unnecessary waste whilst ensuring high standards of safety. All hot food prepared for patients but not used will be:

- transferred to a staff/visitors dining outlet without delay for retail, maintaining food temperature at minimum of 75°C or;
- placed in a blast chiller without delay to rapidly cool as per CCP 6 (unless item has been subject to previous reheating i.e. cottage pie);
- these products must be reheated to a minimum core temperature of 85°C;
- items must only be reheated once.

Surplus cold food will be immediately returned to chilled storage at or below 4°C until required for service.

All items will be covered and clearly labelled indicating the product, date of production and use by date prior to service.

Ward Level Dining

At the conclusion of each meal service **all** surplus food will be discarded. Cold food items bearing use by dates may be kept in chilled storage at below 4°C until required for service.

Staff Dining

At the conclusion of the meal service, all surplus hot food will be discarded. Cold food items bearing use by dates may be kept in chilled storage at or below 4°C prior to sale. Cold products partially used on display such as coleslaw must never be 'Topped Up' with fresh.

Function/Hospitality

At the conclusion of the event unconsumed perishables will be discarded.

4. Operating Procedures

Operating Procedures – what are they?

- 4.1 Within any Hazard Analysis and Critical Control Points (HACCP) plan there is a requirement for the organisation to have operating procedures or pre-requisites which are required for the operation to safely exist.

Enclosed within this manual are the usual procedures that underpin the Food Safety System.

Catering Training Framework	31
Self assessment.....	39
Personal Hygiene.....	40
Reporting Illness – Symptoms.....	41
Protective Clothing	42
Cleaning.....	44
Cross Contamination.....	48
Test Equipment.....	52
Pest Control.....	53
Waste Management	55
Maintenance	56

Catering Training Framework

Objective

4.2 The objective of the training framework is to assist NHSScotland Boards in addressing their statutory and mandatory requirements and in doing so ensure the systematic training and development of all employees commensurate to the duties of their particular post to:

- meet the service needs of the organisation;
- meet individual needs;
- provide an environment for employees to develop their careers within the service.

Each individual Board's management teams, supported by training resources, have a responsibility for supplying adequately trained staff at all levels to meet the overall needs of the service and the Board's obligations.

Training Approach

The approach to training needs to take account of five distinct training needs:

1. New staff joining the service require induction and training to bring them to an effective standard of performance. This function is carried out during the first few weeks of their employment. (During the induction period, new staff require to be adequately supervised).
2. All posts within the service have a Knowledge and Skills Framework Outline. This Framework and associated review process helps ensure that staff are supported to be effective in their jobs and committed to developing and maintaining high quality services.
3. Existing members of staff who require developmental training either to meet the needs of an expanding role in the organisation or to prepare them to cope with more responsibility in the future.
4. The updating of all staff in terms of legislation, health and safety, food hygiene and customer care.
5. Further education studies for those wishing to develop trade, supervisory, or management skills.

Induction Training

Probably the most important single factor in ensuring employees health and safety at work is sound and they have thorough induction training (see link to HSE guidance). It is essential that new employees receive comprehensive induction training in all aspects of their duties before being allowed to commence work in the Catering Department. The administrative induction training is given by the Catering Manager or Assistant Catering Manager

followed by on-the-job induction training by the relevant Departmental Supervisor. This training will be planned in advance and be backed up by written details of the training given. It will be acknowledged by the employee signing a copy of the induction check list, indicating that the induction training was given and understood.

Continuation Training

Regular revision and continual training to ensure that employees do not become complacent about safety is necessary. It is also important to update the staff in the light of changed equipment, new knowledge, etc.

Continuation training will be in planned regular sessions at appropriate intervals and will take place within working hours. Sessions will be introduced to cover all staff including weekend staff and records of continuation training will be maintained in employee's personal file.

Training Needs

Each location's training needs require to be identified on an on-going basis and take cognisance of customer complaints, internal/external audits, self-assessment records etc.

Food Hygiene Training Standards

Level of training by Staff Group:

- all managerial staff must be in possession of an advanced food hygiene diploma/or equivalent prior to commencing or commit to attaining this standard within a period of four months;
- all Production supervisory staff and chefs/cooks must be in possession of, or obtain within a period of four months, an intermediate food hygiene certificate or equivalent;
- all other catering staff must be in possession of, or obtain within a period of four months, an elementary food hygiene certificate or equivalent;
- all staff require to undertake HACCP training commensurate to their responsibilities.

Should staff fail to successfully complete the appropriate level of food hygiene training, the Location's Manager should assess the individual's competence to carry out the responsibilities of their post by observing their work practices.

These staff should also require to undertake an oral assessment based on the course syllabus. The assessor may use all/part or other questions pertaining to the course syllabus as he/she determines necessary.

Both areas of evaluation will be recorded on the individual training record. Staff who are unable to demonstrate the required competence will not be permitted to carry out tasks unsupervised that may pose a risk to health.

Refresher Training

It is recommended that all supervisors, chefs/cooks and catering assistants undertake refresher training sessions at a minimum frequency of 3 years in respect of food hygiene and the handling of food. This can be supplemented by annual training of current topics such as hand washing, allergies etc which are appropriate to their position.

The NHS Education for Scotland (NES) Catering Assistants Workbook is available for guidance.

Evaluation

The evaluation of the effectiveness of all training undertaken is an integral element of the Agenda for Change, Knowledge and Skills and Personal Development review process.

Records

Training records should be available for all staff which are signed and dated with the date of completion.

Ref: The National Education and Training Framework for Catering Services.

The National Education and Training Framework for Catering Services

	Core capabilities	Additional capabilities				
	Catering Assistant	Cook	Catering Supervisor	Head Cooks	Asst Catering Services Manager	Catering Services Manager
Food Safety	<p>Standard Food Hygiene Control measures, for example</p> <ul style="list-style-type: none"> • Elementary Food Hygiene (certificated) • Cleaning and disinfection of catering areas • Temperature control • Storage of food and non food • Stock control • Personal hygiene • Hand hygiene • Reporting illness • Use of protective clothing • Colour coded equipment • Cleaning and storage of equipment • Pest control 	<p>Additional related skills, for example:</p> <ul style="list-style-type: none"> • HACCP (Hazard Analysis Critical Control Points) • Intermediate Food Hygiene (certificated) 	√	√	<p>Additional related skills, for example:</p> <ul style="list-style-type: none"> • Advanced Food Hygiene Diploma 	√
Food Production	<ul style="list-style-type: none"> • Preparation of Simple Food Items 	<p>Additional related skills, for example:</p> <p>Preparation and Cooking of a Wide Range of Menu Items</p> <ul style="list-style-type: none"> • City and Guilds 706/1 • City and Guilds 706/2 • SVQ food production module equivalent 	As Catering Assistant	<p>Additional related skills, for example:</p> <ul style="list-style-type: none"> • City and Guilds 706/3 • SVQ Advanced food production module • Therapeutic Diet training • Allergen training 	Desirable but not essential	Desirable but not essential

		<ul style="list-style-type: none"> • Therapeutic Diet training • Allergen training 				
Health and Safety and maintaining the environment	<ul style="list-style-type: none"> • Equipment operation and safety • Waste disposal • Moving and handling • Fire safety • Control of Substances Hazardous to Health (COSHH) • Slips, trips and falls • Dealing with spillages • Reporting of adverse events • Personal security • First Aid 	<p>Additional related skills, for example:</p> <ul style="list-style-type: none"> • Reporting faults 	<p>Additional related skills, for example:</p> <ul style="list-style-type: none"> • Risk Assessment 	√	√	√
Customer service	<ul style="list-style-type: none"> • Communication skills • Patient confidentiality • Equality and diversity • Disability Discrimination Act • Dignity at Work 	√	√	√	√	√

	Core capabilities	Additional capabilities				
	Catering Assistant	Cook	Catering Supervisor	Head Cooks	Asst Catering Services Manager	Catering Services Manager
Administration, management and policy			<p>Additional related skills, for example:</p> <ul style="list-style-type: none"> Standards maintenance monitoring Staff deployment Staff training Staff appraisal and PDP Basic staff polices and procedures Complaints procedure 	<p>Additional related skills, for example:</p> <ul style="list-style-type: none"> Menu design Recipe development Resource management 	<p>Additional related skills, for example:</p> <ul style="list-style-type: none"> Coordinating standards and monitoring Staff disciplinary procedures Resource management Asset management Resource development (e.g. new technologies, products) Contributing to, implementing and reviewing policy at a local level Investigate complaints Work content analysis/review IT skills (word, excel, email etc) 	<p>Additional related skills, for example:</p> <ul style="list-style-type: none"> Managing standards and monitoring Procurement and funding (making business cases) Budgeting Staff management, training and development Working with senior management teams Research, development and analysis Ensuring compliance with equality and diversity standards Analysing and responding to complaints Leadership skills Procedures involving staff safety

Using This Framework

This Framework describes the capabilities (i.e. competences, skills, knowledge, behaviours, attitudes and values) required in roles including, and following on from, the Catering Assistant. Consequently, it outlines an educational pathway, guiding staff through the career opportunities available across Catering Services through further training.

NHSScotland staff can determine the capabilities that they (or their staff) are likely to need – and therefore assess the training they may need to access – in order to progress to a new role. All Catering Services staff require core capabilities. Each subsequent supervisory role requires the capabilities outlined in each previous level (tick), as well as its own additional capabilities.

For example, an Assistant Catering Services Manager requires the capabilities outlined for Catering Assistants, Supervisors, Cooks and Head Cooks. This role also has additional areas of responsibility that require capabilities in staff disciplinary procedures, resource management, asset management, resource development and contributing to, implementing and reviewing policy.

						<ul style="list-style-type: none">• Establishing the overall direction of local service based on current national guidelines• Maintaining the profile of Catering Services on a local and national scale• Networking and benchmarking with colleagues• Contributing to, implementing and reviewing policy at a local and national level• IT Skills (word, excel, email etc)
--	--	--	--	--	--	---

A simplified Training Rules Template

Area	Rules
New staff Training including Induction	All food handling Staff <ul style="list-style-type: none"> • induction during first day of week; • the Essentials of Food Hygiene - included in Induction; • hygiene awareness - included in Induction; • operating procedures – included in induction.
Supervision of Staff	<ul style="list-style-type: none"> • all staff will be appropriately supervised; • in areas where no supervision is required/available, all staff will have sufficient training and knowledge to work unsupervised.
Formal Training	<p>Elementary - a one day course to provide an introduction to food hygiene. A certificate is awarded upon successful completion of a multiple choice questions exam. This course is provided by an Accredited In-House Trainer or by an External provider</p> <p>Intermediate - a three day course for supervisors/manager. Course covers the food hygiene and principles of HACCP in more detail. Course normally provided by local colleges and certificate is awarded upon successful completion of a written exam</p> <p>Advanced - at least a five day course for senior supervisors/manager. Course covers the food hygiene and principles of HACCP in greater detail. Course normally provided at local colleges and certificate is awarded upon successful completion of a written and oral exam</p> <p>Also listed overleaf detailing grades of staff involved in types of training</p>
HACCP based Training	<p>All staff to receive training on department HACCP based system - level of training depends on their role/duties.</p> <p>Staff handling Low Risk Food (dining room, kitchen, patient meals catering assistants):</p> <ul style="list-style-type: none"> • awareness of system at Induction; • completion of Cleaning schedules; • completion of Dishwasher temperatures; • completion of Patients meals/Dining Room Service temperatures. <p>Staff Handling High Risk Food (cooks, supervisors, storekeepers, salad/sandwich staff):</p> <ul style="list-style-type: none"> • require a working knowledge and an understanding of the practical application of the department HACCP based system at Induction; • understanding of the hazards, controls, procedures, corrective action, evidence to be followed; • completion of delivery temperatures; • completion of fridge/freezer temperatures; • completion of core/reheat/blast chill temperatures. <p>Managers or Supervisors</p> <ul style="list-style-type: none"> • require a working knowledge and an understanding of the practical application of the department HACCP based system at Induction; • manage or supervise food handling staff to ensure they understand the hazards, controls, procedures, corrective action, evidence to be followed; • verify system is working and checking that corrective actions and reviews are being carried out.

Retraining	Where a failure occurs within an HACCP based system, staff will be retrained and/or given new instructions to carry out their duties safely. Records will be kept in personnel records/training record or any re-training.
Refresher Training	Refresher training will be undertaken by: <ul style="list-style-type: none"> • 3 hour Refresher Training undertaken (Minimum every 3 years); • staff meetings; • one-to-one coaching/training sessions. Records will be kept in personnel records/training record of any training.
Monitor/checking	Weekly record Induction Pack Staff Training Matrix Training Needs by Grade

Self Assessment

4.3 The Catering Department will carry out planned and documented self assessment checks on the implementation and operation of service specifications and these form part of the system verification process.

It is the responsibility of the Hotel Services Manager and or Catering Manager to ensure this procedure is maintained and followed. It is the responsibility of the Catering Manager to ensure a planned approach to setting target levels to be achieved through self assessment and that competency checks are achieved.

The self assessment procedure covers 5 main areas:

- production kitchen;
- main dining rooms;
- satellite coffee lounges/shops;
- in-patient ward food service;
- day patient food service.

Competency checks across 7 categories (Health and Safety, Safe Food Handling, Colour Coding, Work Practices, Removal of Rubbish, Cleaning, Cleaning Schedule).

A member of the Management/Supervisory team will carry out a complete, documented, self assessment check across all areas.

It is recommended that a member of the Management team periodically will shadow during the self assessment exercise. Apart from ensuring consistency in standards, this also allows for supervisory competency checks to be achieved.

Ward and day hospital/resource centre visits will be programmed. Customer Satisfaction Survey results should also be included in the report. Where an area meets or exceeds the prescribed standards, satisfactory will be recorded.

Where an area is found to be unsatisfactory a rectification will be recorded. During and/or immediately following the exercise, rectifications must be programmed for completion within the following timeframe:

- daily duties – immediate or within one hour;
- weekly duties – one day;
- periodic duties – seven days.

The area should be revisited to ensure rectifications are completed and recorded on the self assessment documentation.

Records

Self Assessment

Personal Hygiene

Pre Employment Check

- 4.4 All food handlers will have a pre-employment health check, this also applies to temporary or agency staff. Certain ailments and visits abroad must be reported in accordance with Occupational Health requirements and Food Hygiene Regulations.

On Appointment

All staff are instructed that if they should suffer from diarrhoea or vomiting, throat infections, skin rashes, boils or other skin lesions they should report to the local Occupational Health Department so that recognised procedures are followed. Staff absent due to any of the above illnesses are not permitted to return to work until clearance to do so has been given by a medical officer e.g. Occupational Health Department.

Personal Hygiene

All staff are informed that hands and exposed portions of arms must be washed thoroughly before and after certain tasks i.e.

- after cleaning equipment, plant, floors etc;
- before preparation of beverages;
- after nose blowing;
- after visiting the toilet;
- after handling raw food such as meat, poultry and fish;
- after handling refuse and waste;

- after changing from handling one food to another to avoid cross contamination;
- at any other time when contaminated or soiled;
- personnel must avoid touching facial areas.

Hands should be washed with bactericidal soap and in running water in line with 'Wash your Hands of Them'.

Hands, nails and other parts of the body likely to come into contact with food should be kept clean e.g. the hair and scalp and forearms when short sleeves are worn should be kept clean. Nails should be kept short. False and acrylic nails or nail polish must not be worn.

Wash-hand basins are used exclusively for hand washing. Equally, food preparation sinks are used only for food preparation and not hand washing.

Coughing and sneezing in the vicinity of food is an obvious hazard. It is known that bacteria may spread in this way to a distance of 15 feet.

Hair should be tied back and covered.

Jewellery should be kept to a minimum – a plain wedding ring is acceptable.

Cuts, burns and sores must be covered with blue waterproof dressings.

Records

Self Assessment

Reference

Local Infection Control Guidance

Reporting Illness - Symptoms

Food Handling Personnel

4.5 All staff require to be fully conversant of the requirements to report illness.

Food handlers will be instructed to report to their manager or supervisor if they are aware that they are suffering from any of the following:

- diarrhoea;
- vomiting;
- gastro-enteritis;
- any other enteric illness such as typhoid or dysentery;
- any septic condition, such as sores, boils, cuts, discharges from the nose, ears or eyes;
- any skin infection.

In the event of any such report or evidence that a food handler is so affected the following action will be taken:

- exclude the person from work immediately and arrange for a medical examination;
- in the event of any gastro-intestinal infection ensure that faecal specimens are submitted for bacteriological examination;
- do not allow the food handler to return to work until symptoms have stopped for 48 hours;
- in more serious cases of food poisoning, doctor's clearance will be needed and up to 3 stool tests will have to be undertaken.

In cases of the following types of illness, the food handler should be instructed to report to his supervisor or manager who will then need to decide, with the assistance of medical advice where available, what action will be taken:

- sore throat;
- colds or fever;
- mild skin conditions, cuts and abrasions;
- sickness or diarrhoea in the immediate family of the food handler;
- illness or contact with illness whilst on holiday, particularly abroad.

If exclusion is not considered necessary then the following precautions will be taken:

- additional instruction on personal hygiene;
- cuts and abrasions should be cleaned with antiseptic and covered with a waterproof dressing;
- cold sufferers should be instructed to use disposable tissues (to be disposed of away from the kitchen) and reminded to wash their hands thoroughly before resuming work.

Records

Return to work questionnaire.

Reference

Occupational Health Guidance.

Infection Control Guidance.

Protective Clothing

- 4.6 Food handlers will always wear clean protective clothing as per national uniform policy.

Outdoor clothing will be kept separately. Outdoor clothing must not be brought into food rooms.

Receptacles for soiled laundry will be available in all changing areas.

All catering staff should wear standard protective headgear and nets should be worn if hair is collar length or below.

Staff involved in heavy cleaning are provided with disposable aprons, boots, mouth masks, ear defenders, goggles, waterproof jackets and trousers and gauntlets for added protection against contamination and water.

Suitable footwear should be kept clean.

Disposable food preparation gloves are provided for all food handlers.

Records

Self Assessment

Example: A simplified Personal Hygiene Rules template

Area	Rules
Personal Cleanliness	<p>Personal Cleanliness</p> <p><i>Hands must be washed regularly:</i></p> <ul style="list-style-type: none"> • after cleaning equipment, plant, floors etc • before preparation of food and beverages • after nose blowing • after visiting the toilet • after handling raw food such as meat, poultry and fish • after handling refuse and waste • after changing from handling one food to another to avoid cross contamination link • at any other time when contaminated or soiled • personnel must avoid touching facial areas. • any hairstyle, which cannot be adequately covered by standard headwear, must be contained within a hair net; • nails must be kept clean, free of nail polish and must not be bitten. False fingernails must never be worn in the kitchen; • jewellery must not be worn apart from plain wedding bands; • any cuts, scratches or open wounds must be covered with a blue waterproof dressing which should be changed regularly until the wound is completely healed; • in the interests of personal safety, all staff when on duty should wear sensible flat shoes; • strong perfumes and cosmetics should not be used as they may taint food; • touching food with bare hands should only occur when it is not possible to do otherwise. At all other times, food safe disposable gloves and/or an appropriate utensil should be used.

Protective Clothing	<ul style="list-style-type: none"> • clean protective garments must be worn at all times when handling food; • uniforms must not be worn during travel to and from work to avoid the possibility of cross contamination.
Rules on reporting illness	<ul style="list-style-type: none"> • food handling staff must, by law, report illness to supervisor/manager. In particular they must report any skin, nose, throat, stomach or bowel trouble or if they have infected wounds; • all staff are obliged to report if they are feeling unwell, particularly instances involving sickness and/or diarrhea; • staff must advise manager/supervisor if anyone in their household is suffering from any of the above complaints.
Rules on Exclusion and Return to work	<ul style="list-style-type: none"> • food handlers suffering from diarrhoea, stomach upset or vomiting are excluded from food handling until they have fully recovered; • staff must adhere to the organisation's Promoting Attendance Policy including Return to Work procedures; • where appropriate the Occupational Health Department and/or the employee's General Medical Practitioner are used to determine the timescale of the employees return to duty.
Records	<ul style="list-style-type: none"> • self assessment; • return to work interviews.

Cleaning

4.7 Effective cleaning is essential to achieve safe food production ensuring the microbiological safety of food is not compromised.

Cleaning is diligently carried out and monitored within all areas of the kitchen.

All areas of the production kitchen will be regularly cleaned. Management at each location will ensure that the correct staffing levels are present to complete all necessary tasks within food handling areas.

Each location will have comprehensive cleaning schedules which will identify the following:

- the area and equipment to be cleaned;
- the frequency of cleaning required for each item;
- the required standard of cleaning and appropriate equipment fitted i.e. double sink method for manual washing;
- the equipment and methods necessary;
- the chemicals or systems to be used detailing appropriate contact times for sanitizers or disinfectants (suggested less than 2 minutes) and recommended dilution rates;
- how the cleaning is to be supervised and who is to undertake it;
- safety precautions and equipment that may be necessary together with provision for the first aid.

Each location's cleaning schedules will be approved and authorised by the appropriate Catering Manager.

All levels of Facilities Management are involved in the process of monitoring cleaning standards, as 'fresh eyes' are likely to be more beneficial in identifying cleaning deficiencies.

Periodic visits by Senior Management to all kitchen areas should be made to assess that satisfactory standards are being met.

All reports from Environmental Health Officers or audit should be acted upon and any cleaning or maintenance points which aggravate the cleaning should be remedied.

Supervisors responsible for the kitchen should check standards throughout the day. Staff who check equipment and surfaces that come into contact with food should be allocated tasks that ensure equipment and surfaces are cleaned after every use.

A Manager should visit the kitchen at regular intervals to assess standards and ensure sufficient staffing is available to carry out the tasks satisfactorily.

The recording of cleaning standards should be undertaken as an integral part of the catering department's quality management system – Self Assessment Process, which is conducted a minimum of once weekly.

The planned cleaning system diligently operated and effectively monitored ensures compliance with legal requirements.

Records

[Self Assessment](#) - Example

[Dishwasher Operating Monitoring](#) – Example

[Mop Laundering Record](#) – Example

[Staff Training Records](#) - Example

Reference

Cleaning Schedules

Environmental Health Reports

Audit Reports

Example Cleaning Schedule

Red/Raw Meat Area

Fixtures/ Fittings/ Equipment	Cleaning Material	Frequency	Method of Clean	Standard	Person Responsible	Additional Protective clothing	Check By
Floor	Red brush and shovel, sanitizer, Red mop and Bucket, Scrubber and wet pick up	After Spillage	Isolate and identify using wet floor sign, clean and leave safe, leaving wet floor sign in place until dry.	Smear and Residue free	Support Services Assistant - Catering	Gloves	Duty Supervisor
		End of each working day	Full Clean: remove debris from floor using brush. Scrub floor with scrubber. Remove excess water using wet pick up and dry mop. Identify wet area using wet floor signs. Remove signs when floor is dry. Particular attention should be paid to Wall and floor junction.				
Wall Tiles/Doors	Sanitizer, Red cloth and Red scouring pad	After spillage	Remove spillage and clean	Smear and Residue free	Support Services Assistant - Catering	Gloves	Duty Supervisor
		Saturday AM/PM	Full Clean: clean using sanitizer solution, red scouring pad. Wipe dry with red cloth.				
Table	Sanitizer, Red cloth and Red Scouring pad	After spillage	Remove spillage and clean	Smear and Residue free	Support Services Assistant - Catering	Gloves	Duty Supervisor
		At end of each working day	Full Clean: clean using sanitizer solution, red scouring pad, paying particular attention to under edges and legs, wipe dry with red cloth.				
Wash Hand Basin	Sanitizer, Red cloth and Red scouring pad	After each use	Clear debris, wipe surface and rinse.	Smear and Residue free	Support Services Assistant - Catering	Gloves	Duty Supervisor
		End of each working day	Full Clean paying particular attention to taps, drainage outlet, under edges and legs.				

Fixtures/ Fittings/ Equipment	Cleaning Material	Frequency	Method of Clean	Standard	Person Responsible	Additional Protective clothing	Check By
Chopping Board Rack	Sanitizer, Red cloth and Red scouring pad	After each use	Clear debris, wipe surface and rinse.	Smear and Residue free	Support Services Assistant - Catering	Gloves	Duty Supervisor
		Saturday P.M.	Full Clean – Wash through dishwasher.				
Fridges Raw Meat/Fish	Sanitizer, Red cloth and Red scouring pad	After each use	Clear debris, wipe surface and rinse.	Smear and Residue free	Support Services Assistant - Catering	Gloves	Duty Supervisor
		Sunday P.M.	Ensure cabinet is switched off and defrosted prior to cleaning. Full Clean paying particular attention to racks, handles and door seals				
Sack Holder	Sanitizer Red cloth Red scouring pad	Wipe as required	Clear debris, wipe surfaces and rinse.	Smear and Residue free	Support Services Assistant - Catering	Gloves	Duty Supervisor
		Saturday AM/PM	Full Clean – Remove refuse sack, spray all surfaces, thoroughly clean with scouring pad, paying particular attention to under edges of lid and foot pedal, rinse with clean water and wipe dry.				
All other Fixtures and Fittings	Sanitizer Red cloth Red scouring pad	Wipe as required	If appropriate, ensure machine is switched off prior to cleaning. Clear debris, wipe surfaces and rinse.	Smear and Residue free	Support Services Assistant - Catering	Gloves	Duty Supervisor

Cross Contamination

Operational Allergen Identifications Procedure

4.8 All personnel involved in the cooking/preparation process must follow standard recipes.

All personnel involved in the cooking/preparation process must adhere to manufacturers' guidelines regarding ingredient content and allergen identification.

All personnel involved in the storage, preparation and cooking must, where appropriate, follow the correct agreed processes i.e. working with separate equipment, working within separate working areas as specified within individual units.

The most common sources are as follows - Cereals containing gluten; Fish, all species including – Crustaceans, Molluscs; Eggs; Peanuts; Soy beans; Milk; Nuts; Celery; Mustard; Sesame seeds; Sulphur dioxide and sulphites; Lupin. All food produce within this remit must be clearly identified for Allergen identification.

Personnel engaged in the cooking of food will operate in accordance with agreed Personnel Hygiene Procedures.

Colour Coding Cleaning Equipment

To ensure the safe system of cleaning to minimise risk of cross contamination a colour coded equipment system has been adopted.

Hand Equipment e.g. mops, buckets, brushes, cloths, etc.

Colour Classifications

Red	Raw meat preparation area.
Yellow	Cooked meat preparation area, general cooking area, bakery area, meal service point and Staff Dining Rooms.
Green	Vegetable/salad preparation area.

All equipment must be for the exclusive use within the above areas. The equipment must not be removed for use in other areas of the kitchen.

Equipment will be stored in designated areas of the Domestic Store Room (DSR) to avoid cross contamination.

Equipment withdrawn for maintenance/repair must be cleansed in accordance with the Control of Infection Policy prior to the introduction into the area.

Paper or Colour coded disposable cloths will be disposed of immediately after each use.

Colour coded brushes must be kept clean, mops must be changed and laundered daily.

Detailed cleaning schedules will be available at each location.

Records

[Self Assessment](#)

Cleaning Procedures

Cleaning Schedules

Preparation - CCP 4

Mop Laundering

The appropriate laundering of mop heads is necessary to meet the requirements demanded by control of infection standards ensuring the quality of food and their microbiological safety is not compromised.

In line with the department's procedures for the use of colour coded cleaning equipment, all mop heads are colour coded to minimise the risk of cross contamination.

When in use/storage the integrity of the colour coding system will be maintained by ensuring that mops are segregated at all times.

Mop heads will be laundered on a daily basis at each location. At the conclusion of each day all mop heads will be removed and replaced with new/clean heads.

Dirty mop heads will be placed into a plastic bag and passed to the appropriate laundry facility for cleaning.

There they will be subject to a process where items are washed at temperatures which provide heat disinfection. This along with the dilution of effect of the washing and rinsing process should render laundry safe.

Records

[Mop Laundering Service Record](#)

Reference

[Cleaning Procedures](#)

[Cleaning Schedules](#)

A simplified Cross Contamination Rules template

Area	Rules
Personnel Cleanliness	<ul style="list-style-type: none"> maintain good personal hygiene at all times (see Personal Hygiene Section); no chefs/cooks cloths allowed; thoroughly washing hands after handling raw foods and before touching other food and equipment.
Delivery Vehicles	<ul style="list-style-type: none"> only using reputable approved suppliers; vehicles that deliver 'mixed' items must ensure they are segregated within the vehicle.
Storage	<ul style="list-style-type: none"> raw meats will be stored in raw meat refrigerators; maintain good stock control (see CCP Section).
Use of Raw Meats	<ul style="list-style-type: none"> prepared raw items taken to the production area to be cooked, must be transferred directly into the appropriate cooking medium without delay; staff who are required to work between Raw and Non-Raw areas must change protective clothing (i.e. plastic aprons and gloves) and wash hands thoroughly between tasks; red plastic aprons must be worn in Raw Meat Area; all equipment used for raw foods must be thermally disinfected/sanitised after use.
Use of raw shell eggs	The use of raw shell eggs is limited to the production of hard-boiled eggs for both patients and staff groups.
Cooling of Foods	Maintain food safety and hygiene whilst cooling foods (see CCP Section).
Preparation	<p><i>General</i></p> <ul style="list-style-type: none"> high risk foods will be prepared without undue delay; all foods will be protected from physical and chemical contamination; hot gravies, sauces, liquids etc. will not be added to cold foods (or vice versa) during preparation 'HOT on HOT' or 'COLD on COLD'; food must not be prepared too far in advance – all high risk foods 1 day in advance max; immediately following preparation, foods will be placed in the appropriate controlled temperature storage, with appropriate day dot or display facility; Food Preparation Scheduling - food will never be left in the kitchen or stored at production room temperature, nor will it be left uncovered. Production plans will take account of any thawing, cooling or regeneration time required to ensure that High Risk Foods are prepared and cooked as near to service and consumption as possible.

Area	Rules
<p>Equipment</p>	<p><i>Refrigerators</i></p> <ul style="list-style-type: none"> • using separate refrigerators for RAW and COOKED/Ready-to-eat foods where possible (where not possible raw food stored in bottom shelf of a shared refrigerator below cooked/ready-to-eat foods); • raw meat must be stored separately from raw vegetables; • raw foods stored in freezers, will be adequately wrapped to prevent leakage; <p><i>Work surfaces</i></p> <ul style="list-style-type: none"> • staff will work 'To Clean As You Go'; • separate designated work surfaces used for raw and cooked/ready-to-eat foods; • cloths; • disposable cloths or paper cloths are used throughout department for cleaning and drying. <p><i>Sinks</i></p> <ul style="list-style-type: none"> • sinks used for washing food will be adequately cleaned after use, including the surrounding area which may be affected by splashing; • sinks used for washing food must not be used to wash equipment or for hand-washing. <p><i>Chopping boards/knives</i></p> <ul style="list-style-type: none"> • food preparation is divided into RAW and COOKED categories and each food type will be prepared on dedicated surfaces, using dedicated utensils within a colour coded system of work; • chopping boards and knives used in food preparation are colour coded in order to identify their separate use for RAW and COOKED foods. <div style="border: 1px solid red; padding: 5px;"> <p>Colour coding Symbols for Chopping Boards and knives</p> <p>Red – Raw meats, poultry and meat by-products</p> <p>Yellow/White – cooked foods,</p> <p>Green – clean fruit and vegetables</p> <p>Blue – Raw Fish and Raw Fish Products</p> </div>
<p>Salad washing</p>	<p><i>Raw Salad and Vegetables</i></p> <p>Vegetables such as lettuce, tomato, mushrooms, peppers, courgettes, celery, and syboes served cold on their own, or as a component of a composite cold dish, will be washed prior to use to ensure food safe disinfection.</p>
<p>Use of Tongs, Serving Spoons</p>	<p><i>Food Service</i></p> <ul style="list-style-type: none"> • food will be served as safe as possible; • tongs, serving spoons used where possible; • staff will wear gloves to handle open foods.

Area	Rules
Allergies	Individual Health Board may list the menu items which have been checked by Dieticians against Gluten Free, Milk Free, Nut Free and Egg Free. Control Measures that must be followed include: <ul style="list-style-type: none"> • using standard recipe; • keeping foods which cause reactions separate from other foods; • ensuring staff wash hands after handling these foods; • utensils and equipment separation and/ or cleaned thoroughly after use with products mentioned above; • highlighting on the menu, food items that contain nuts; • highlighting on Dining Room menu, items that are Gluten free; • staff being aware of hidden ingredients, for examples, nuts used in bought-in ingredients; • dining room staff asking advice from cooking staff to answer any customer queries.
Monitor/ checking	<ul style="list-style-type: none"> • observe and supervise separation practices; • observe and supervise handling practices; • observe and supervise personal hygiene practices; • cleaning schedules; • observe and supervise protection of food.

Test Equipment

Use of a Temperature Monitoring Probe

4.9 Temperature probes will be used for various functions within the Catering Department:

- receipt of goods;
- temperature of food during storage;
- temperatures of food in the cooking process;
- temperatures of food in the chilling process;
- temperature of food in the holding and dispatch process;
- temperature of food at point of service;
- temperature of food holding equipment.

Probes when not in use should be stored in the appropriate holders located throughout the department. Under no circumstances must a food probe be left with food debris on it.

Probes must be cleaned with a sterile wipe before and after each food item temperature is recorded.

Defective equipment must be reported to the duty manager or supervisor and removed from service immediately and replaced.

It is the responsibility of the user and the duty supervisor to ensure that this policy is adhered to at all times.

Calibration of Test Equipment

All temperature test equipment calibration status requires to be checked and recorded.

The Catering Manager or Assistant will check that temperature probes are effective. All new and spare equipment will be checked prior to issue and use.

Example

Temperature probes will be checked every six months with calibration test caps. Calibration test caps will be serviced by the manufacturer every fifteen months. Calibration certificates will be retained at each location.

Disposable handheld temperature probes will be replaced on an annual basis it is recommended that a boiling water and ice check is undertaken periodically to check calibration. Manufacturer's calibration certificate will be retained during product lifespan.

Temperature printer/recorders used to monitor cold storage areas calibration status will be checked and calibrated annually by approved supplier/contractor.

Records

Calibration Test Records

Calibration Certificates

Reference

Calibration of Temperature Monitoring Probes

Pest Control

- 4.10 Pest Control must be undertaken by a contracted specialist company (member of the British Pest Control Association).

The aim of the contract is to exterminate and eradicate all pests, which may have a harmful effect on the premises or on the preparation of food.

Inspection and treatment are carried out at six to eight weekly intervals. Survey reports are submitted to management and discussed in detail before treatment commences.

If any pests are seen between the contractor's visits they are reported to the company immediately via local reporting protocol. Visits requested of this nature are routinely carried out within 24 hours.

The treatment cover will include all pests likely to be found on the premises.

An accurate record of visits is maintained at each location under the control of management.

These records include:

- the results of surveys;
- work carried out;
- degree of infestation found and the type of pest involved;
- details of treatment carried out;
- recommendation made by the contractor and action taken;
- record of any special visits;
- record of all reported sightings by staff or pests on premises;
- record of annual replacement of Insecta-flash bulbs.

The report book is signed by the contractor and a representative of the Management.

Records

[Self Assessment](#)

[Contractor Reports](#)

Reference

[Contractor's Report Book](#)

[Contractor's Bait Map](#)

A simplified Pest Control Rules template

Area	Rules
Pest Proofing of the premises	Buildings will be in good condition and repair in order to restrict pest access and prevent potential breeding sites by: <ul style="list-style-type: none"> • using wire mesh screens to pest proof air vents; • sealing holes, and other places where pests can gain access; • keeping the floors, walls, roof, doors and window openings in a good state of repair with no gaps or spaces to prevent the entry of pests; • fitting drain covers to prevent pests gaining access.
Insect Screens	Windows opening directly into food preparation areas should be fitted with screens Kitchen doors which open to outside air will either have closing fixtures to be kept closed, or be suitably screened using a close-fitting insect proof screen door.
Electronic Fly Killing Devices	Electronic flying devices will be located throughout the department and be maintained as part of the Pest Control Contract.

Area	Rules
Good Housekeeping	Procedures used to control pests include: <ul style="list-style-type: none"> • proofing of entries and other access points; • insect screens; • electronic fly-killers; • baiting with pesticides; • effective stock rotation; • avoiding build up of waste (refer to Waste Control Section); • ensuring any stock is not stored on the floor – must be at least 6”; • food items and other catering goods purchased from reputable suppliers; • opened bags of foodstuffs are kept in pest proof containers; • premises designed and maintained to prevent pest access and harbourage.
Pest Control Contractor	The organisation has a contractual agreement with a firm of pest control specialists. This contract specifies the riddance of cockroaches and all flying, crawling and biting insects within six months and control thereafter. This company will also be responsible for the siting and maintenance (hygiene and electrical) of the required number of insectocutors for each of the catering premises. There will be a nominated Manager responsible for coordinating pest control measures.
Checking and Inspection	<p><i>Premises</i></p> <ul style="list-style-type: none"> • at regular intervals (no fewer that 8 times per year) internal and external inspections will be carried out by the pest control contractor; • inspections during the hours of darkness are recognised as being equally important in an effort to detect nocturnal pests. <p><i>Provisions</i></p> <ul style="list-style-type: none"> • all food deliveries will be checked for signs of pest infestation before being placed in the stores; • all dry foods must be stored in pest-proof containers; • spillage must be cleared up immediately to remove a potential source of food for pests. <p><i>Reporting Procedures</i></p> <ul style="list-style-type: none"> • any evidence of infestation must be reported immediately to designated Senior Supervisor/Manager who will report to the Pest Control Contractor; • contractor records in the Pest Control Book, which is held in the Catering office.
Monitor and Checking	Contractor’s Report Book Self assessment

Waste Management

Why Waste Control?

4.11 Waste Control is important because the storage and disposal of waste needs to be controlled carefully since waste presents a risk of physical contamination to food and may attract pests.

What is Waste?

Waste can be regarded as any item of food, ingredients, packaging materials or other materials which are not suitable for further use and which are intended to be discarded.

In order to assist in Pest Control management and also with Environmental procedures, all NHS Boards must have a Waste Management policy.

Area	Rules
Waste in Food Rooms	<ul style="list-style-type: none"> all food waste (excluding bones) will be processed through waste disposal units, vacuum systems, etc.
Waste Waiting Collection	<ul style="list-style-type: none"> waste containers will be provided and placed conveniently where the waste occurs and have suitably fitting lids and be able to be cleaned; waste will be segregated into appropriate containers (Local waste management arrangements); waste materials must be removed from work areas on a regular basis throughout the day; any spillages on waste bins must be cleaned daily and full cleaned weekly; waste bags should not be more than two thirds full; collection areas will be located away from food storage and handling areas and will not give rise to the risk of contamination of food or drinking water; outdoor storage will be sited away from main delivery entrance and must be kept clean and free from pests (see Pest Control Section).
Monitoring and checking	<ul style="list-style-type: none"> waste containers/refuse waste bins will be emptied regularly throughout the day; cleaning schedules; self assessment.

Maintenance

Importance of maintaining Premises, Equipment and Utensils

4.12 High priority should be given to carrying out necessary maintenance of kitchens and equipment, particularly those items which require to be temperature efficient.

A lack of adequate maintenance of the structure of the premises, equipment and utensils can result in pests entering the premises and defective drains may also permit access (refer to [Pest Control Operating Procedures](#)).

Cleaning can become more difficult and may result in a build up of food debris (refer to [Cleaning Operating Procedures](#)).

Utensils including crockery, cutlery, glassware and containers must be kept in a good state of repair and either repaired or replaced when badly worn, broken or unable to be effectively cleaned.

Defective and poorly maintained equipment, fixtures and fittings can result in the physical contamination of food.

Defective or poorly maintained equipment, such as refrigerators, freezers and cooking equipment could result in inadequate temperature control, which could, for example in the case of hot-holding equipment cause the failure to hold food at correct temperature.

Area	Rules
Premises Structure	<ul style="list-style-type: none"> • all internal surfaces must be smooth, impervious, easy to clean and in good state of repair; • to prevent the entry of pests, the floors, walls, roof, doors and window openings must be kept in a good state of repair with no gaps or spaces (refer to Pest Control Section); • maintaining the structure in good repair makes it easier to effectively clean the premises (refer to Cleaning Section); • ceilings in food preparation areas must be maintained to permit effective cleaning (refer to Cleaning Section); • drains should be kept free of leaks and blockages.
Light fittings/covers	<p>Lights must be covered with diffusers. Broken or defective light bulbs, tubes and fittings should be replaced promptly by reporting to Estates Help Desk.</p>
Work surface	<p>All food contact surfaces and equipment must be maintained in good condition to enable effective cleaning and to prevent build up of debris.</p>
Equipment/Utensils	<p>Certain equipment may require to be serviced at regular intervals, e.g. fryers, refrigerators, freezers, dishwashers, etc - breakdowns, faults must be reported to Estates Help Desk. If unsafe to use/out of use - Place an 'Out of Order' sign on equipment.</p>
Ventilation systems, canopy, Grease Filters	<p>Ventilation systems should be adequately maintained and in good working order - report any faults to Estates Help Desk. Canopy and grease filters should be cleaned regularly by local arrangement.</p>
Monitor and Checking	<p>Observe and supervise protection of food. Observe and supervise cleaning. Maintenance Repair Order to be completed and if faults not repaired within few days to be re-logged with Estates Help Desk and thereafter alert Manager.</p>

5. Record Index Examples

Note: The following are sample templates only.

	<i>Page</i>
Purchasing Local Contractor Supplier Criteria	63
Goods Inward Record	67
Ward Food Services – Cook Freeze Food Receipt Temperature Record...	68
Cold Storage Temperature Check Recordings.....	69
Storage Record/Dry Goods Storage Containers	71
Rapid Thaw Record	72
Chill Room or Refrigerator Thaw Record	73
Cook Temperature Check Record	74
Cooking/Reheat Temperature Check	75
Temperature Audit Trail – Staff/Visitors Dining Facilities	77
Cooling/Chilling Record	79
Hot and Cold Holding Equipment Check Record.....	80
Food Quality/Production/Dispatch Assessment Record.....	82
Ward Food Service Record (Cook Serve Bulk)	84
Ward Food Service Record (Cook Serve Plated Meal Service).....	86
Ward Food Service Record (Cook/Chill/Freeze).....	88
Mop Laundering Record.....	90
Dishwasher Monitoring	91
Staff Induction Record	92
Staff Induction.....	97
Checklist of Departmental Equipment	100
Staff Training Matrix	101
Overview of Training Needs by Grade	102

Staff Training Record	104
Production Kitchen Self Assessment	106

Purchasing Local Contractor Supplier Criteria

Supplier's Name: _____

Products Supplied: _____

Date Audited: _____

Audit Time: _____

Audit Carried Out By

Local Sub Contractor Supplier Criteria

Supplier's premises, stores and vehicles must comply with the following legislation

- a) The Food Safety Act 1990 and any regulations made under the Act.
- b) The Weights and Measures Act 1985.
- c) The Trades Description Act 1968.

Product Specification

Manufacturer must supply product data sheet.

This will deal with:

- raw material specifications;
- ingredients use;
- manufacturing process;
- quality controls employed in manufacture, storage;
- distribution includes H.A.C.C.P.

Company's Selection Criteria

- how do you select your supplier?
- do you regularly audit them and if so, who carries out this function?
- are their records open to us, the used if required?
- are the suppliers premises open to inspection?
- are hygiene management systems in operation and satisfactory?

References

- are trade references available?
- are customer references available?

Quality Assurance

Is there a Quality Control system operating such as ISO9000?

Right to Inspect

We reserve to inspect premises and vehicles at any reasonable time without prior notice.

Premises

Layout should be planned for good production flow lines. There should be physical barriers and strict control of any movement of equipment and personnel between production areas.

Construction

Ceilings, walls, floor should be constructed with materials that allows them to be easily cleaned (hygienic and safe).	Acceptable/Not Acceptable
Floor drains should be sited for easy draining when washing.	Acceptable/Not Acceptable
Wall to floor joints should be covered/sealed.	Acceptable/ Not Acceptable
Doors and windows should be screened.	Acceptable/Not Acceptable
Glass lights must be covered with plastic diffusers.	Acceptable/Not Acceptable
The workplace must be safe. (The Health and Safety at Work etc Act 1974)	Acceptable/Not Acceptable

Housekeeping

Measures must be taken to avoid contamination by foreign material and to avoid infestation.

Comments: Are they clean and tidy?

Cleaning

- are written cleaning schedules available?
- do they detail task frequency and method?
- do they identify responsibility?

Pest Control

Is there a contract for a regular inspection and control?

Name of Contractor.

Are visits documented?

Labelling

Must comply with Food Labelling Regulations 1996 as amended.

Requirement: Name of food Use by date Name and address	Acceptable/Not Acceptable
---	---------------------------

Distribution

During distribution, product must be protected from damage, deterioration and contamination.

Do drivers receive training?

Comments:

The delivery temperatures for chilled produce is 4°C or below.

Acceptable/Not Acceptable

General Comments

Supplier Status

Approved/Not Approved

Audit Conducted By:

Date:

Audit Review Date:

Date	a.m time	Digital Display Reading	Probe Reading	Signed	p.m time	Digital Display Reading	Probe Reading	Signed
16.								
17.								
18.								
19.								
20.								
21.								
22.								
23.								
24.								
25.								
26.								
27.								
28.								
29.								
30.								

Operating Temperatures: Refrigeration 1° to 4°C Critical Limit +8°C - Freezer -18°C minimum Critical Limit -12°C

If the digital display reading is unsatisfactory, a probe check should be undertaken. Repetitive variations in temperature must be notified to the Catering Manager or Duty Supervisor immediately for investigation.

Food items outwith tolerance levels will be processed as determined by the cold storage guidelines.

Storage Record/Dry Goods Storage Containers

Commodity

Decant Date	Best Before Date	Initials	Decant Date	Best Before Date	Initials	Decant Date	Use By Date	Initials
Decant Date	Best Before Date	Initials	Decant Date	Best Before Date	Initials	Decant Date	Best Before Date	Initials
Decant Date	Best Before Date	Initials	Decant Date	Best Before Date	Initials	Decant Date	Best Before Date	Initials
Decant Date	Best Before Date	Initials	Decant Date	Best Before Date	Initials	Decant Date	Best Before Date	Initials
Decant Date	Best Before Date	Initials	Decant Date	Best Before Date	Initials	Decant Date	Best Before Date	Initials
Decant Date	Best Before Date	Initials	Decant Date	Best Before Date	Initials	Decant Date	Best Before Date	Initials
Decant Date	Best Before Date	Initials	Decant Date	Best Before Date	Initials	Decant Date	Best Before Date	Initials
Decant Date	Best Before Date	Initials	Decant Date	Best Before Date	Initials	Decant Date	Best Before Date	Initials
Decant Date	Best Before Date	Initials	Decant Date	Best Before Date	Initials	Decant Date	Best Before Date	Initials

Cooking/Reheat Temperature Check

Date:

Day:

Menu Items	Production Temperatures			Time	Holding Temperature		Time	Signatures
Breakfast			R					
Lunch								
Supper								

Hot and Cold Holding Equipment Check Record

Month:

Unit No:

Date	Breakfast				Lunch				Supper			
	Time	Temp		Signed	Time	Temp		Signed	Time	Temp		Signed
		Hot	Cold			Hot	Cold			Hot	Cold	
1												
2												
3												
4												
5												
6												
7												
8												
9												
10												
11												
12												
13												
14												
15												
16												
17												
18												
19												
20												
21												
22												
23												
24												
25												
26												
27												
28												
29												
30												
31												

Food Quality/Production/Dispatch Assessment Record

Location:

Day:

Date:

Dispatch times:

B/Fast:

Lunch:

Supper:

Menu Choice one	Dispatch Time	To Recipe	Taste	Appearance	Portions Request Despatch		Produced by
Breakfast							
Lunch							
Supper							

Remarks:

Lunch:

Supper:

Lunch checked by:

Supper checked by:

To Recipe/Taste must be completed prior to Portioning/Distribution. Despatch Temp, Appearance and Portions must be completed at Despatch. Unsatisfactory reports must be conveyed to Catering Manager.

Hot food will be dispatch at a minimum of 72°C, Cold items will be dispatch +1°C to + 4°C.

Dishwasher Monitoring

Month:

Area:

Model:

Date	Time	Wash Temp	Rinse Temp	Detergent Flowing	Rinse Aid Flowing	Initial	Performance Satisfactory	Performance Unsatisfactory
1								
2								
3								
4								
5								
6								
7								
8								
9								
10								
11								
12								
13								
14								
15								
16								
17								
18								
19								
20								
21								
22								
23								
24								
25								
26								
27								
28								
29								
30								
31								

Dishwasher operating temperatures: Wash minimum 55°C. Rinse minimum 80°C. Incorrect temperature or chemical feed failure should be reported to the Catering Manager/Supervisor, if unable to be rectified immediately, revert to manual washing procedure i.e. two sink method.

Staff Induction Record

Name:

Home Address:

.....

Job Title:

Grade:

Base:

Contract type:

Start Date

Lin Manager:

Supervisor:

Personnel Officer:

O.H.S Informed:

Staff Side Informed:

Copy to:

Note: Employee file

All information supplied will be subject to the Data Protection Act, and as such will be treated in the strictest confidence.

Thank you for your co-operation.

Role of the Supervisor

- (a) Confidentiality
- (b) Standards
- (c) Supply of Identification Badge.
- (d) Uniform, issue of personal protective equipment.
- (e) Introduction to duties, equipment and computers.
- (f) Familiarise with workplace:
 - canteen facilities;
 - toilets;
 - notice boards;
 - fire exits.
- (g) First Aider and first aid box/station.
- (h) Annual leave requests.
- (i) Introduction to workmate/buddy.
- (j) Introduction to Staff Side Representative.

<p>Signature on completion:</p> <p>Manager's signature:</p> <p>Employee's signature:</p> <p>Date:</p>

Policies and Procedures

The Health Board has in place, policies that are relevant not only to you, as an employee, but are also relevant to the service that we offer the general public, it is therefore essential that you are familiar with these policies, copies of which are available from your line manager.

These policies will include the following:

Confidentiality	Complaints
Standards	Alcohol and Drugs
Trade Union recognition	No Smoking
Health and Safety	Fire Procedure
Equal Opportunities	Personal Safety
Disciplinary	Bomb
Grievance	Study Leave/Further Education

This list is not exhaustive and can and will be changed in the future, any additions to the policies or changes to them will be related to you via your line manager.

Copies of all Board Policies are freely available from your Line Manager.

<p>Signature on completion:</p> <p>Manager's signature:</p> <p>Employee's signature:</p> <p>Date:</p>

Section	Training Manual Reference	Supervisors Signature	Employee Signature
COSHH Regulation			
Spillage Policy			
First Aid (Location of box, first aider.			
Rubber gloves (liners)			
(barrier cream)			
(Hypoallergenic)			
Lifting heavy items			
Cleaning machinery			
Jewellery (chains etc)			
Cleaning schedules			
Food Hygiene			
Personal Hygiene			
Pest Control (vermin etc)			
Storage temperatures hot 63°Cmin cold 4°C max			
HACCP system			
Thawing procedure			
Uniform/protective clothing			
Eating in production area			
Disposable preparation gloves			
Covering/dating food items			
Open packets			
Colour coded systems			
Raw and cooked policy			
Segregated preparation areas			
Hand washing			
Stock rotation (first in, first out)			
Use of temperature probe/wipes			
Disposal of refuse and waste			
Production Staff			
Food and Health policy			
Receipt of Goods			
Temperature control system			
Temperature recording (delivery storage production holding equipment)			
Chilling procedure			

Section	Training Manual Reference	Supervisors Signature	Employee Signature
Reheating procedure			
Servery Staff			
Customer Care			
Food and Health policy			
Temperature documentation			

Checklist of Departmental Equipment

Name:

Position:

Date started:

The above person has been instructed in the operation and care of	Training Manual Reference	Make/Model No	Supervisors Signature	Employees Signature
Knives				
Food Liquidiser and food processors				
Planetary Mixers				
Vegetable shredder				
Blast Chiller				
Slicing Machine				
Rapid Thaw				
Weighing scales				
Ovens				
Cooking Range				
Salamander				
Boiling pans and Tilting kettles				
Bakers Oven				
Fryers				
Microwave				
Steaming Ovens				
Moveable Gantry				
Bulk Heated Trolley				
Insulated Distribution Boxes				
Steam Convection Ovens				
Floor Scrubbing Machines				
Steam Pressure Washer				
Dishwashers				
Waste Disposal Unit				
Baked Potato Oven				
Toasted Sandwich/Panini makers				
Vacuum Cleaners				
Cash Registers				
Cold Display Units				
Hot Beverage Machines				

Overview of Training Needs by Grade

Location:

Training Intervention	Catering Manager		Asst Manager		Head Cook		Asst Head Cook		Dining Room Supervisor		Catering Assistant		Clerical Staff	
	Essential	Desirable	Essential	Desirable	Essential	Desirable	Essential	Desirable	Essential	Desirable	Desirable	Essential	Essential	Desirable
Induction														
Advanced Food Hygiene														
Intermediate Food Hygiene														
Elementary Food Hygiene														
Fire Safety														
Moving and Handling														
Health and Safety														
COSHH														
First Aid														
Equipment														

Training Intervention	Catering Manager		Asst Manager		Head Cook		Asst Head Cook		Dining Room Supervisor		Catering Assistant		Clerical Staff	
	Essential	Desirable	Essential	Desirable	Essential	Desirable	Essential	Desirable	Essential	Desirable	Desirable	Essential	Essential	Desirable
Nutrition														
Textured Modification of Diets														
Therapeutic Diets														
Customer Care														
Management of Aggression														
Infection Control														
Moving and Handling Refresher														
Food Hygiene Refresher														

Staff Training Record

Name: Designation: Commencement date:

Details of Training

Training Description	Date and Time	Employees Signature	Managers Signature	Remarks
Induction				
Food Hygiene Certificate				
HACCP				
Health and Safety				
COSHH				
Fire Safety				
Moving and Handling				
Infection Control				
Management of Aggression				

Refresher Training

Training Description	Frequency	Date	Sign	Date	Sign	Date	Sign	Date	Sign	Date	Sign	Remarks
Food Hygiene												
Fire Safety	Annual											
Moving and Handling	3yrs											
Health and Safety	3yrs											

Development Training and Refresher Training (continued)

Training Description	Date	Sign	Remarks

Refresher (continued)

Training Description	Frequency	Date	Sign	Date	Sign	Date	Sign	Date	Sign	Date	Sign	Remarks
Food Hygiene												
Fire Safety	Annual											

Production Kitchen Self Assessment

Day: _____

Self Assessment carried out by: _____

Date: _____

Shadowed by Manager: Yes/No (**Please Circle**)

Start Time: _____

if yes – Managers Signature: _____

Finish Time: _____

1. Work Practices	Task/Item Checked	SAT	UNSAT	Please Detail Sat/Unsat Comments Person Viewed (If applicable)	Preventive Action (e.g. Maintenance No. if applicable)	Rectification Identified (If applicable)			Supervisor's Signature
						Immediate	1 Day	3 Days	
Is the correct colour coded food production equipment in use?									
Is the food production equipment stored properly?									
Are all food handlers wearing prep gloves?									
Are work practices such as to avoid cross contamination?									
Are sinks being used only for their specific purposes?									
Are all work surfaces being cleaned after each use?									
Is the procedure for the cooling of food items being adhered to?									
Are all the foodstuffs waiting further processing being covered when not physically in use?									
Are oven gloves clean and in good condition?									
Is food for the next meal service being cooked at the correct times i.e. as close to service time as is possible?									
At the time of assessment is all documentation correctly adhered to as per manual?									

2. Staff Practices	Task/Item Checked	SAT	UNSAT	Please Detail Sat/Unsat Comments Person Viewed (If applicable)	Preventive Action (eg Maintenance No. If applicable)	Rectification Identified (If applicable)			Supervisor's Signature
						Immediate	1 Day	3 Days	
Are Staff observing Personal Hygiene requirements?									
Are Staff observing no eating and drinking in kitchen?									
Are all Staff wearing complete/appropriate uniform?									
Are all Staff wearing suitable footwear?									
Are Staff observing the rule of not wearing personal clothing on top of their uniform?									
Are Staff wearing only the minimum of jewellery (i.e. wedding bands only)?									
Staff Changing Accommodation									
Is the accommodation tidy?									
Is the laundry stored in lockers?									
Are the following clean and in good working order? walls, door									

2. Staff Practices	Task/Item Checked	SAT	UNSAT	Please Detail Sat/Unsat Comments Person Viewed (If applicable)	Preventive Action (eg Maintenance No. If applicable)	Rectification Identified (If applicable)			Supervisor Signature
						Immediate	1 Day	3 Days	
Wash-hand basins, showers, nailbrush									
W C's									
Is Cleaning Schedule being followed?									
Are soap and towel dispensers stocked?									
Lights and Light Fittings									

Competency Check

Staff Practice Viewed (From above checklist)						
Person Viewed (Please State Name)	Was Person Competent?	Yes	No	Re-Training Required?	Yes	No

3. Red/raw meat area	Task/item checked	SAT	UNSAT	Please Detail Sat/Unsat Comments Person Viewed (If applicable)	Preventive Action (eg Maintenance No. if applicable)	Rectification Identified (If applicable)			Supervisor's Signature
						Immediate	1 Day	3 Days	
Is colour coded system being adhered to?									
Are refrigerator's temperatures between 0 - 4°C?	Fish			Temp:					
	Raw Meat			Temp:					
Are temperatures recorded twice daily?									
Is proper stock rotation in use?									
Is all food bearing current dates (i.e. food item, date of production and use by). Examples in observations.									
Is all food covered?									
Are cleaning schedules being followed? Examples in observations column.									
Are Work Surfaces being cleaned after use and is the clean as you go procedure being followed?									
Are disposable preparation gloves being used?									
Are all surfaces, equipment, fixtures and fittings within this area clean and in good working order-paying particular attention to undersides of tabling, sinks and doorseals.									

3. Red/raw meat area	Task/item checked	SAT	UNSAT	Please Detail Sat/Unsat Comments Person Viewed (If applicable)	Preventive Action (eg Maintenance No. if applicable)	Rectification Identified (If applicable)			Supervisor's Signature
						Immediate	1 Day	3 Days	
Wash hand basin and dispensers, nailbrush?									
Are soap and towel dispensers stocked?									
Is refuse bin operative and regularly emptied?									
Is Insectaflash clean and in good working order?									
Are correctly controlled documents in use.									

Competency Check

Red/Raw Meat Area Viewed (From above checklist)						
Person Viewed (Please State Name)	Was Person Competent?	Yes	No	Re-Training Required?	Yes	No

4. Yellow/cooked meat preparation area	Task/item checked	SAT	UNSAT	Please Detail Sat/Unsat Comments Person Viewed (If applicable)	Preventive Action (eg Maintenance No. if applicable)	Rectification Identified (If applicable)			Supervisors Signature
						Immediate	1 Day	3 Days	
Is colour coded system being adhered to?									
Are blast chill temperatures and time being recorded? Is correct document in.									
Is gravity feed slicer and related work surface cleaned after use and is the clean as you go procedure being followed?									
Are all walls, floor surfaces, equipment, fixtures and fittings within this area clean and in good working order? Paying particular attention to undersides of tabling and doorseals.									
Are disposable gloves being used?									
Is insectaflash clean and in good repair?									
Is there any evidence of infestation?									

Competency Check

Green/Fruit, Salad and Vegetable Preparation Area (From above checklist)						
Person Viewed (Please State Name)	Was Person Competent?	Yes	No	Re-Training Required?	Yes	No

6. Chill/refrigeration freezer area	Task/item checked	SAT	UNSAT	Please Detail Sat/Unsat Comments Person Viewed (If applicable)	Preventive Action (e.g. Maintenance No. if applicable)	Rectification Identified (If applicable)			Supervisors Signature
						Immediate	1 Day	3 Days	
Are Cold Storage units temperatures Satisfactory? (Fridge 0°C - 4°C) (Freezer - 18°C or below)	Fridge			Temp					
	Freezer			Temp					
Are temperatures recorded twice daily?									
Is proper stock rotation in use?									
Is all stock covered/packaging intact?									
Is all stock bearing current dates?									
Are all wall, floor surfaces, equipment, fixtures and fittings within this area clean and in good working order? Paying particular attention to undersides of tabling and doorseals.									
Is there any evidence of infestation?									

Competency Check

Chill Refrigeration/Freezer Area (From above checklist)							
Person Viewed (Please State Name)	Was Person Competent?	Yes	No	Re-Training Required?	Yes	No	

7. Dry store area	Task/item checked	SAT	UNSAT	Please Detail Sat/Unsat Comments Person Viewed (If applicable)	Preventive Action (e.g. Maintenance No. if applicable)	Rectification Identified (If applicable)			Supervisors Signature
						Immediate	1 Day	3 Days	
Are food containers covered?									
Are food containers labeled?									
Is all stock bearing current dates?									
Is proper stock rotation in use?									
Are all wall, floor surfaces, equipment, fixtures and fittings within this area clean and in good working order? Paying particular attention to undersides of tabling and doorseals.									
Is all packaging intact?									
Is all food covered?									
Is all food stores off the floor?									
Are the correct documents in use?									
Do decanted food items correspond with the above document?									

Competency Check

Dry Store Area (From above checklist)						
Person Viewed (Please State Name)	Was Person Competent?	Yes	No	Re-Training Required?	Yes	No

8. Pot/dishwasher area	Task/item checked	SAT	UNSAT	Please Detail Sat/Unsat Comments Person Viewed (If applicable)	Preventive Action (eg Maintenance No. if applicable)	Rectification Identified (If applicable)			Supervisors Signature
						Immediate	1 Day	3 Days	
Is cleaning schedule being followed?									
Are Dish wash machines operating correctly and within temperature guidelines? (Wash minimum 55°C) (Rinse minimum 82°C)									
Is Waste Disposal machine operating correctly?									
Are all wall, floor surfaces, equipment, fixtures and fittings within this area clean and in good working order? Paying particular attention to undersides of tabling and doorseals.									
Are the containers stored in an inverted position?									
Are the chemicals changed as required?									
Two sink method – is water and bactericidal changed regularly?									
Is correct document in use for machine operation?									
Is correct document in use for chemical audit?									
Transportation Boxes Clean and in good working order.									

Competency Check

Pot Dish wash Area (From above checklist)						
Person Viewed (Please State Name)	Was Person Competent?	Yes	No	Re-Training Required?	Yes	No

Competency Check

DSR Area (From above checklist)						
Person Viewed (Please State Name)	Was Person Competent?	Was Person Competent?		Re-Training Required?	Re-Training Required?	
		Yes	No		Yes	No

10. Main kitchen/despatch area	Task/item checked	SAT	UNSAT	Please Detail Sat/Unsat Comments Person Viewed (If applicable)	Preventive Action (e.g. Maintenance No. if applicable)	Rectification Identified (If applicable)			Supervisors Signature
						Immediate	1 Day	3 Days	
Are Work Surfaces being cleaned after use and is the clean as you go procedure being followed?									
Are all pots, pans and kitchen utensils clean and in good working order?									
Are all Pan Files clean and in good working order?									
Are all Pan File temperatures 82°C or above?									
Is Insectaflash clean and in good working order?									

Competency Check

Main Kitchen/Dispatch Area (From above checklist)						
Person Viewed (Please State Name)	Was Person Competent?	Yes	No	Re-Training Required?	Yes	No

11. Other areas/tasks/equipment	Task/item checked	SAT	UNSAT	Please Detail Sat/Unsat Comments Person Viewed (If applicable)	Preventive Action (e.g. Maintenance No. if applicable)	Rectification Identified (If applicable)			Supervisors Signature
						Immediate	1 Day	3 Days	
Are all staff following procedure for reporting faulty equipment?									
Other									
Is exterior security lighting in good working order?									
Are automatic doors in good working order?									

Competency Check

Other Area/Tasks/Equipment (From above checklist)							
Person Viewed (Please State Name)	Was Person Competent?	Yes	No	Re-Training Required?	Yes	No	

12. Diet bay	Task/item checked	SAT	UNSAT	Please Detail Sat/Unsat Comments Person Viewed (If applicable)	Preventive Action (e.g. Maintenance No. if applicable)	Rectification Identified (If applicable)			Supervisors Signature
						Immediate	1 Day	3 Days	
Is the correct colour (yellow) coded food production equipment in use?									
Are food handlers wearing prep gloves?									
Are work practices such as to avoid cross contamination?									
Are work surfaces being cleaned after each use?									
Are food stuffs waiting further processing being covered when not physically in use?									
Is food for the next meal service being cooked at correct time i.e. as close to service time as possible?									
Is refrigerator temperature between 0°C – 4°C? Does record reflect this?									
Are temperatures recorded twice daily?									
Is proper stock rotation in use?									
Is all food bearing current dates?									

Reflection Analysis		Ward Visits Analysis		Maintenance Analysis		Training Analysis
Number of Rectifications raised	Number of Rectifications completed (Detail Incomplete rectifications)	No. of ward visits Scheduled in week	No. of ward visits Achieved in week	Number of Maintenance Lines Raised	Number of Maintenance Lines completed (Detail Lines not completed or action Taken)	Number of Staff viewed on Self Assessment
Supervisor's Signature:		Supervisor's Signature:		Supervisor's Signature:		Supervisor's Signature:

Manager's Comments:

Corrective Action: (If necessary)

Has Self Assessment been carried out competently:	Yes	No	If Not did this lead to re-training:	Yes	No
--	------------	-----------	---	------------	-----------

Self-Assessment Complete:

Supervisor's Signature: _____

Manager's Signature: _____

6. Hygiene Inspections of Food Premises by Authorised Officers

The main purpose of a hygiene inspection is to ensure food is being handled and produced hygienically and to identify foreseeable incidences of food poisoning or injury resulting from consumption of the food.

The main objectives of **primary** food hygiene inspections are the:

- determination of the scope of business activities and the relevant food safety legislation which applies to the operations taking place at the premises;
- thorough and systematic gathering and recording of information, from observations of practices, procedures and processes, including procedures based on HACCP principles, and discussion with food handlers, contractors, food business operators and managers;
- identification of potential hazards and associated risks to public health;
- assessment of the effectiveness of process controls to achieve safe food;
- assessment of the HACCP based food safety management system operated by the business;
- identification of actual or potential breaches of food law and, if appropriate, the gathering and preserving of evidence;
- consideration of appropriate enforcement action, (proportionate to risk), to secure compliance with food safety legal requirements;
- provision of advice and information to food business proprietors and food handlers, in accordance with industry guides and codes of practice;
- determination of the need to collect samples of food or materials and articles in contact with food for analysis and/or examination.

Secondary inspections may involve visits for sampling, to investigate food complaints, discuss food safety management systems, for training and to check work carried out (revisits).

Before carrying out a food hygiene inspection, authorised officers will take account of a number of issues including:

- reviewing the premises' previous history, including information on its operations and systems, previous complaints and responses to previous inspection outcomes;
- before commencing an inspection, the officer will explain the purpose of the inspection and what it will entail to the manager.

Inspections will include:

- a preliminary assessment of the food hazards associated with the business and determining whether the business has a satisfactory system for assessing food hazards and controlling risks at those points that are critical to food safety.

The approach to inspection will depend significantly on whether such a system exists.

Discussion at an early stage of the inspection about the hazards associated with the business, and any system in place for assessing those hazards and controlling the risks, allows an officer to properly plan the subsequent detailed inspection of the business operations and premises. The officer should examine any food safety policy, the HACCP plan and other relevant documentation.

Businesses may have various types of hazard analysis systems in place. Only a minority will have a formal documented HACCP system; most are more likely to have implemented some less formal system. Different approaches to auditing such systems are necessary.

In addition to considering any systems in place, an inspection will include a visual and physical examination of the premises and its operations. Officers will have particular regard to the food hazards and the control and monitoring procedures in place at the critical points. Action taken to control hazards, without any consideration of the risk, can result in unnecessary controls being imposed on food businesses.

Food hygiene inspections should include:

- a review of the information held on record by the food authority in relation to the food business;
- a preliminary discussion with the duty manager/proprietor, which should include:
- an explanation by the officer of the purpose of the inspection;
- identification of all the food-related activities undertaken by the business, for example, the areas of the premises used for the preparation/production/storage of foodstuffs, the processes used, and the staff involved;
- identification of the customer base of the business;
- identification of any food safety management systems that may be in use;
- an assessment by the officer of the hazards posed by the business's activities;
- an assessment of the manager's/proprietor's understanding of the hazards posed by the business and the application of appropriate controls;
- an examination of any documented food safety management system/hazard analysis;

- an assessment of the provision of supervision and instruction and/or training of staff;
- a discussion with any staff responsible for monitoring and corrective action at Critical Control Points (CCP's) to confirm that control is effective;
- a physical examination of the premises to assess if all the critical controls have been identified, whether those controls are in place and to assess compliance with the relevant legislation and an assessment whether to take microbiological or chemical samples.

The physical examination of the premises will usually consider the following areas:

- temperature controls during storage, cooking, processing, cooling, reheating, thawing, preparation and distribution. Physical checks will be made and records examined, including action taken in the event of breakdown, for example, the failure of refrigeration;
- the absence of cross-contamination and the use of good handling techniques. Work flows will be examined to ensure separation of high-risk food from raw food and waste. The use of staff and equipment will be considered and particular attention paid to thawing and cooling. The protection/covering and packaging of food will be included;
- cleansing and disinfection - the physical and bacteriological cleanliness of premises and equipment, evidence of a planned cleaning programme/cleaning schedules;
- personal hygiene and training - the hygiene awareness of managers and staff, the standard of supervision, procedures for appointments, medicals and exclusions;
- procedures for replenishment of soap, towels and replacement of soiled protective clothing;
- the availability of training records;
- the delivery and handling of raw materials, including the use of specifications, checking food on arrival, dealing with non-food items such as packaging, to avoid food contamination and reject procedures;
- pest control including absence of pests, proofing and control. Records of visits, treatment and recommendations will be required;
- complaints - an examination of records and action taken on receipt of complaints;
- recall systems and product traceability will be checked. Foreign body detection equipment such as metal detectors, and systems will be examined;
- waste and refuse - procedures for handling and removal of waste and for dealing with detained or unfit food;
- visitors - procedures for dealing with visitors, including enforcement officers, engineers and contractors;

- records/documents examined (and outcome);
- details of any samples procured including description and batch number;
- summary of matters discussed at closing meeting;
- summary of action to be taken by the authority, for example, standards satisfactory, a letter or improvement notice.

It is quite common for such reports to be provided at the end of the inspection in hand written form. The summary of action should confirm whether any further measures will follow, for example, an advisory letter or service of a notice.

Action taken as a result of an inspection

During an inspection, an officer may identify contraventions of food hygiene legislation and/or poor or unsafe food handling practices. Several options exist to remedy the contravention.

Potential outcomes for all food hygiene inspections include:

- verbal advice/warnings or informal written advice/warnings where the officer is confident the work will be carried out,
- a hygiene improvement notice, for contraventions of food hygiene legislation; allowing not less than 14 days to comply;
- the detention or seizure of unsafe food, where food does not comply with the food safety requirements;
- a hygiene emergency prohibition notice, where there is an imminent risk of injury to health requiring closure of the premises or prohibition of processes or use of equipment;
- a formal caution where an offence exists but it is not considered in the public interest to prosecute through the courts;
- prosecution, where it is considered in the public interest.

Hazard	A biological, chemical or physical agent in, or condition of, food with the potential to cause harm (an adverse health effect) to the consumer.
Hazard Analysis	The process of collecting and evaluating information on hazards and conditions leading to their presence to decide which are significant for food safety and therefore should be addressed in the HACCP plan.
HFS	Health Facilities Scotland
High Risk Foods	Usually high in protein, requires refrigeration and must be kept separate from raw food. (A food that does not require further processing).
Hygiene	The science of preserving health and involves all measures necessary to ensure the safety and wholesomeness of food.
NHS NES	National Education Scotland
Monitoring	The planned observations and measurements of control parameters to confirm that the process is under control and that critical limits are not exceeded.
Pathogen	Disease producing organism
Rapid Thaw Cabinet	A type of cabinet (similar in style to a refrigerator) that frozen foods can be placed in to defrost in a controlled manner
Ready-To-Eat Foods	Food which may not require further cooking or reheating prior to consumption.
Operating Procedure or Prerequisite	The good hygiene practices that a food business must have in place before implementing HACCP to enable the HACCP plan to concentrate on the most significant hazards.
Spoilage	Food deterioration resulting in off flavours, odours and change in appearance, indicating the products are unsuitable for sale/human consumption.
Spores	Certain kinds of bacteria are capable of entering a resting phase during which they are very resilient to high temperatures and other adverse conditions. Bacteria in this phase are known as spores. If conditions are right, spores will 'germinate' or start to grow.
Toxins	Toxins are poisons produced by bacteria capable of causing food poisoning.
Verification	The establishing that procedures and monitoring, to determine compliance with the HACCP plan. (Includes operating procedures or prerequisite programs).

8. References

Legislation and advice

Industry Guide to Good Hygiene Practice: Catering Guide

REHIS's Intermediate HACCP Handbook

Food Standards Agency – **Cook Safe Food Safety Assurance System** August 2004

Codex Alimentarius 7 principles of HACCP Third edition 2003.

The Advanced Food Hygiene Handbook (Richard Sprenger) 14th edition 2009.

Compliance with the following Food Safety Laws

Regulation EU No 852/2004 Hygiene of foodstuffs: (Hygiene standards of food premises, food equipment and food handlers including training requirements – repeals Food Safety (General Food Hygiene) Regulations 1995)

Regulation EC No 178/2002: (Lays down the general principles and requirements of food law, establishing the European Food Safety Authority and laying down procedures in matters of food safety).

The Food Hygiene (Scotland) Regulations 2006: (Enforcement and temperature control)

The Food Safety Act 1990: (Food standards)

The Food Labelling Regulations 1996

Further links used

A guide to the General Food Hygiene Regulations:

http://archive.food.gov.uk/dept_health/archive/busguide/hygrc.htm

A guide to the General Temperature Control Regulations:

http://archive.food.gov.uk/dept_health/archive/busguide/temrc.htm

A guide to Food Hazards and your Business:

http://archive.food.gov.uk/dept_health/archive/busguide/fdhbc.htm

Guidance on the Food Safety (Temperature Control) Regulations 1995):

http://archive.food.gov.uk/dept_health/archive/busguide/tempreg.htm

A Template: Industry Guides to Good Hygiene Practice:

http://archive.food.gov.uk/dept_health/archive/busguide/tempc.htm



3rd Floor
Meridian Court
5 Cadogan Street
Glasgow
G2 6QE
Tel: 0141 207 1600
Fax: 0141 221 5122
Email enquiries@hfs.scot.nhs.uk
Web site www.hfs.scot.nhs.uk

Gyle Square
1 South Gyle Crescent
Edinburgh
EH12 9EB
Tel: 0131 275 6000
Fax: 0131 314 0721
Email enquiries@hfs.scot.nhs.uk
Web site www.hfs.scot.nhs.uk