

HINCYP LRDC: Diagnosis Overview

Data as of 01/07/2021

Total Diagnoses: 2,021

Total Population: 777,096

National Diagnoses per 100k patients: 260.1

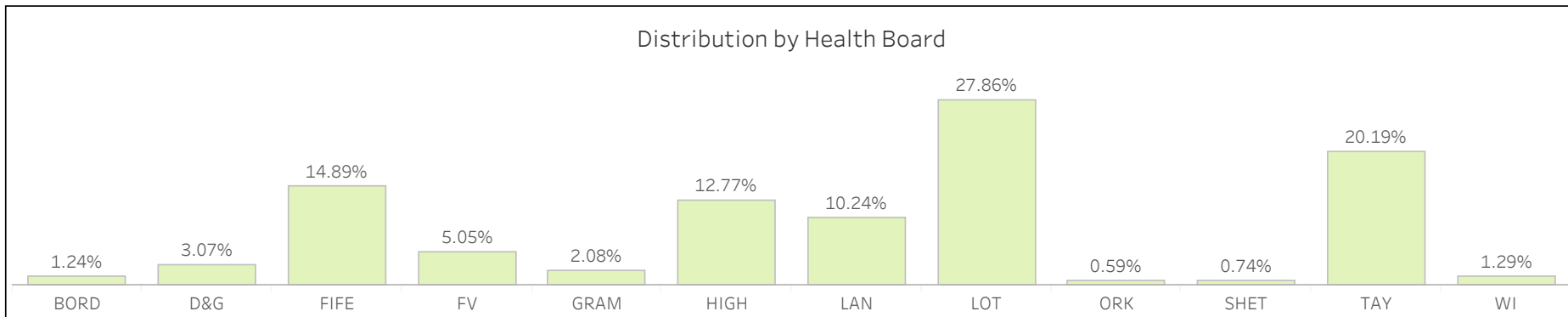
CHL	SNHL	Mixed	ANSD	Undefn.
562	1,297	119	33	10

Population figures are taken from National Records Scotland 2020 mid-year population estimates. Total population are for the age group 18 and under to match the HINCYP data collection age range.

We have no data this quarter from the following Health Boards: A&A GG&C The population for these Health Boards has been removed from prevalence calculations.

Health Board	Total Diagnoses by Health Board		Prevalence by Health Board	
	Current	Change	Current	Change
BORD	25	-3	112.0	-3
D&G	62	-8	226.5	-8
FIFE	301	-2	396.7	-2
FV	102	-4	165.1	-4
GRAM	42	-12	35.7	-12
HIGH	258	258	422.4	258
LAN	207	2	148.6	2
LOT	563	-2	316.8	-2
ORK	12	-2	285.0	-2
SHET	15	1	307.0	1
TAY	408	-4	510.3	-4
WI	26	0	525.9	0

National Prevalence 260.1 per 100k



HINCYP LRDC: Mix of Diagnoses

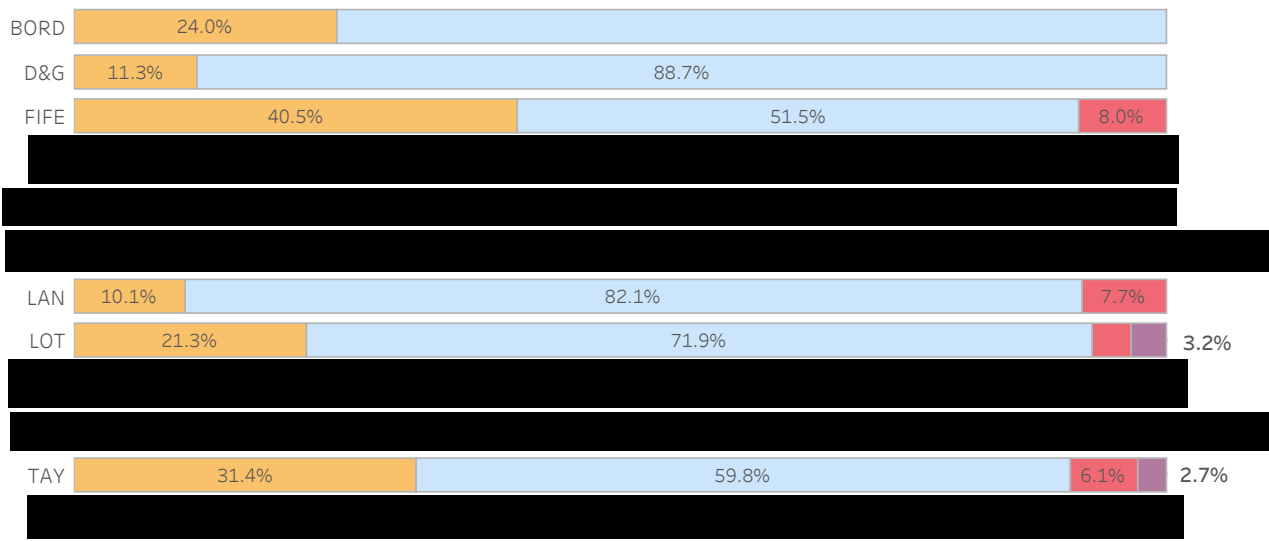
Distribution of Hearing Loss by Type

National

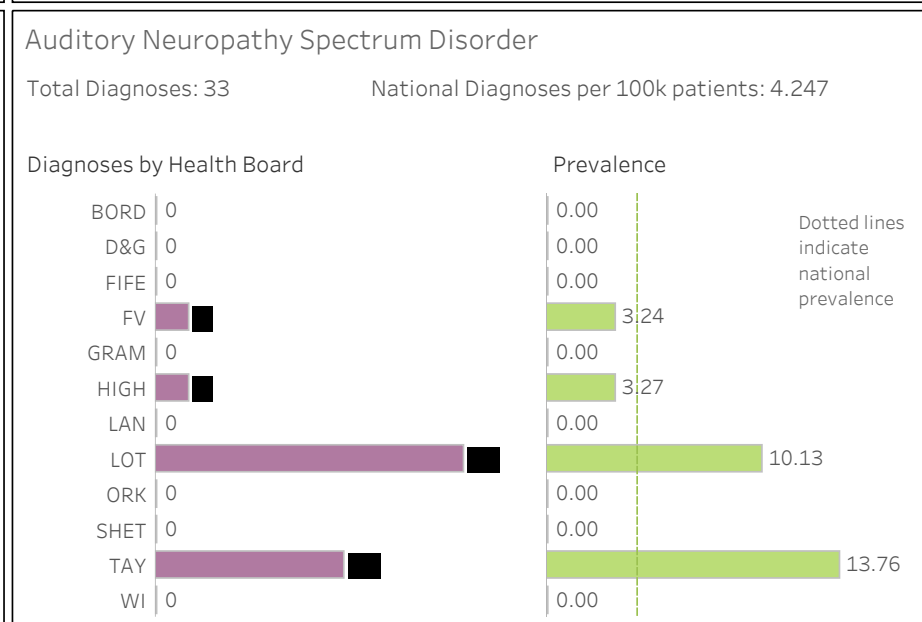
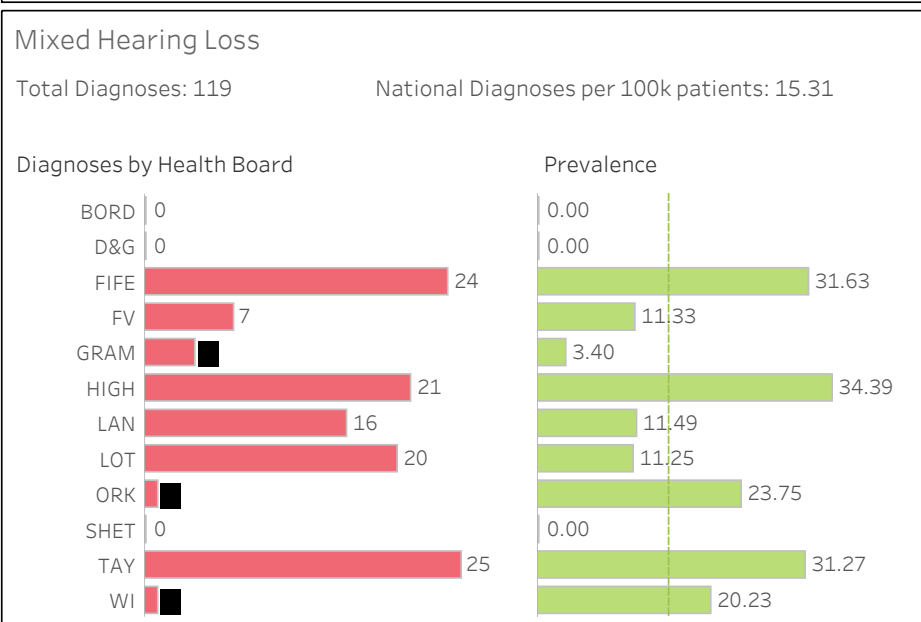
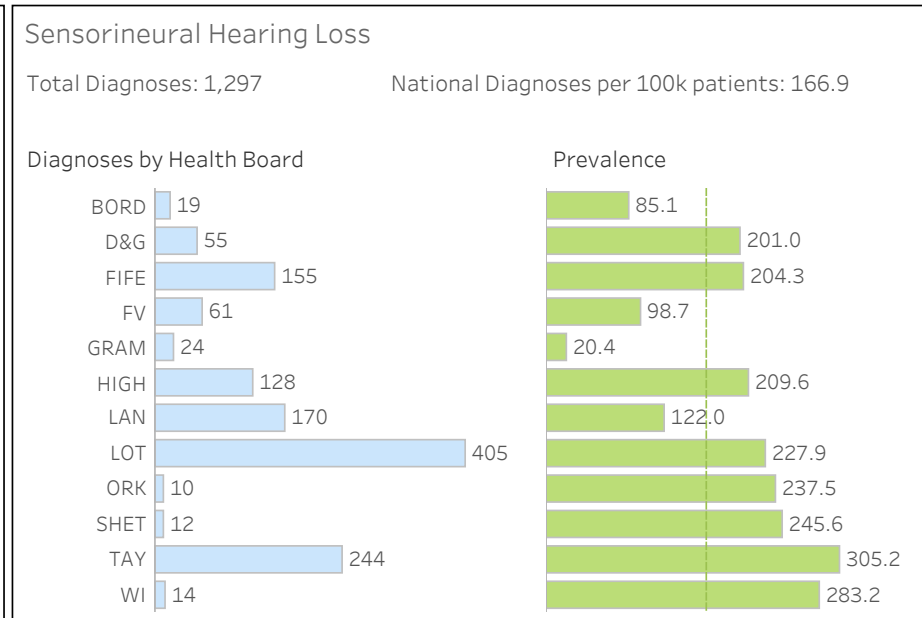
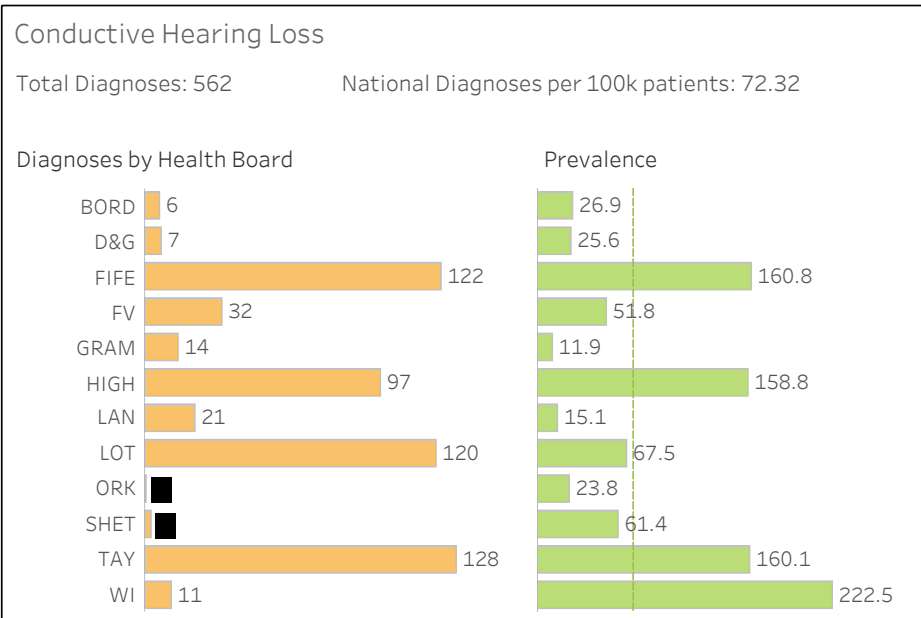


CHL	SNHL	Mixed	ANSD	Undefn.
562	1,297	119	33	10

CHL	SNHL	Mixed	ANSD	Undefn.
6	19	0	0	0
7	55	0	0	0
122	155	24	0	0
32	61	7	0	0
14	24	0	0	0
97	128	21	0	10
21	170	16	0	0
120	405	20	18	0
0	10	0	0	0
0	12	0	0	0
128	244	25	11	0
11	14	0	0	0

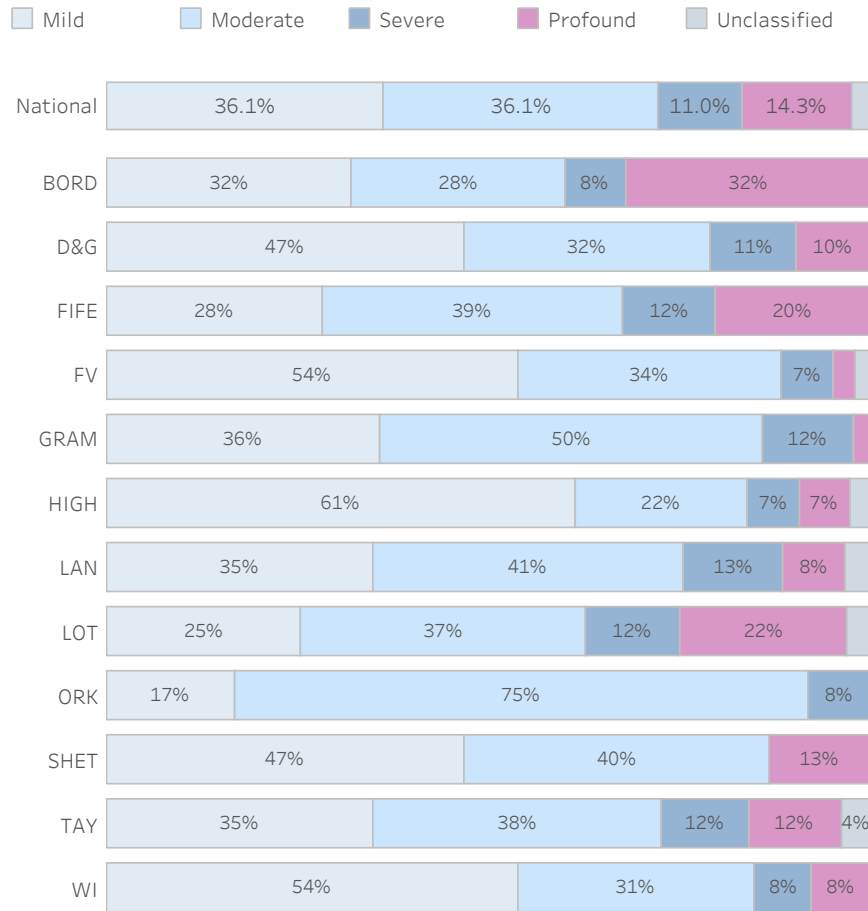


HINCYP LRDC: Diagnoses and Prevalence

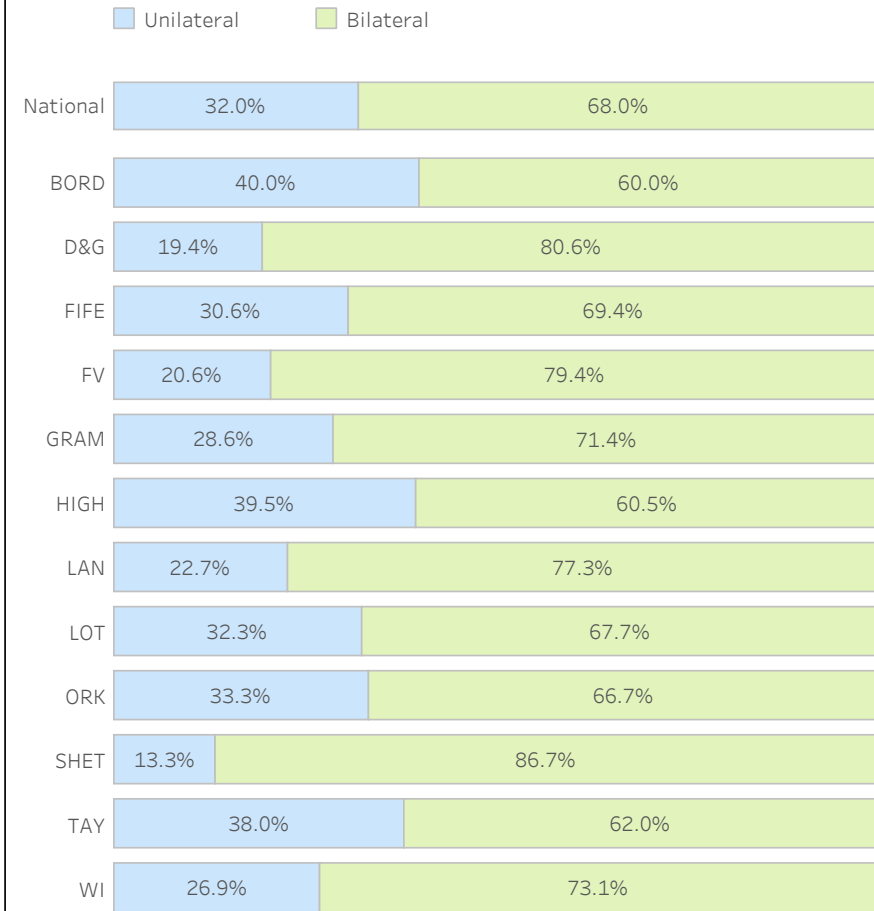


HINCYP LRDC: Severity and Laterality

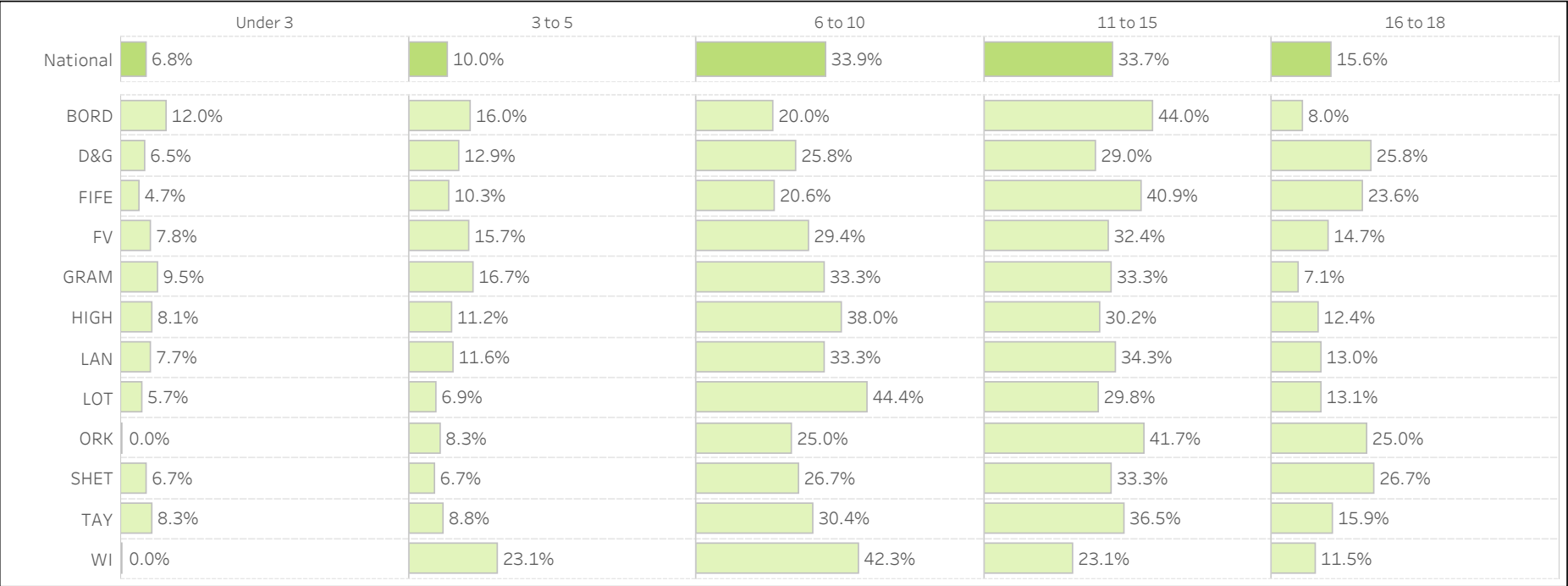
Severity as % of Total



Laterality as % of Total



HINCYP LRDC: Age Groups



HINCYP LRDC: Conductive Hearing Loss Totals

National Total: 562														
	Mild		Moderate		Severe		Profound		Unclassified		Totals		Total	
	Unilateral	Bilateral	Unilateral	Bilateral	Unilateral	Bilateral	Unilateral	Bilateral	Unilateral	Bilateral	Unilateral	Bilateral		
BORD	■	0	■	■	■	0	0	0	0	0	0	5	■	6
D&G	■	■	■	0	0	0	0	0	0	0	0	■	■	7
FIFE	14	48	27	20	11	■	0	0	0	0	52	70	■	122
FV	5	14	5	7	■	0	0	0	0	0	11	21	■	32
GRAM	■	6	■	■	0	0	0	0	0	0	7	7	■	14
HIGH	37	41	14	■	0	0	0	0	0	0	■	51	46	97
LAN	8	6	■	5	0	0	■	0	0	0	10	11	■	21
LOT	12	15	37	26	21	8	■	0	0	0	71	49	■	120
ORK	0	0	0	■	0	0	0	0	0	0	0	■	■	2
SHET	■	■	0	■	0	0	0	0	0	0	■	■	■	4
TAY	36	26	24	35	6	■	0	0	0	0	66	62	■	128
WI	■	8	■	0	0	0	0	0	0	0	■	8	■	11
National	124	168	115	101	40	11	■	0	0	0	■	281	281	562

HINCYP LRDC: Sensorineural Hearing Loss Totals

National Total: 1,297													
	Mild		Moderate		Severe		Profound		Unclassified		Totals		Total
	Unilateral	Bilateral	Unilateral	Bilateral	Unilateral	Bilateral	Unilateral	Bilateral	Unilateral	Bilateral	Unilateral	Bilateral	
BORD	■	■	0	■	0	■	■	6	0	0	5	14	19
D&G	■	21	■	16	■	6	■	■	0	0	8	47	55
FIFE	■	19	7	49	5	12	18	43	0	0	32	123	■
FV	6	27	■	16	0	6	0	■	0	0	9	52	61
GRAM	0	5	■	12	■	■	0	■	0	0	■	21	24
HIGH	18	47	6	23	6	11	10	7	0	0	40	88	128
LAN	18	34	6	66	6	18	■	13	0	6	33	137	■
LOT	25	85	17	121	11	26	42	78	0	0	95	310	405
ORK	■	■	■	5	0	■	0	0	0	0	■	7	10
SHET	■	■	0	5	0	0	0	■	0	0	■	11	12
TAY	19	45	19	70	17	20	21	28	■	■	78	166	244
WI	■	■	■	5	■	■	0	■	0	0	■	11	14
National	96	294	66	392	48	105	98	187	■	9	310	987	■

HINCYP LRDC: Mixed Hearing Loss Totals

National Total: 119													
	Mild		Moderate		Severe		Profound		Unclassified		Totals		Total
	Unilateral	Bilateral	Unilateral	Bilateral	Unilateral	Bilateral	Unilateral	Bilateral	Unilateral	Bilateral	Unilateral	Bilateral	
BORD	0	0	0	0	0	0	0	0	0	0	0	0	0
D&G	0	0	0	0	0	0	0	0	0	0	0	0	0
FIFE	■	■	■	13	5	■	0	0	0	0	8	16	24
FV	■	■	0	■	0	0	0	0	0	0	■	6	7
GRAM	0	0	■	■	■	0	0	0	0	0	■	■	■
HIGH	■	7	■	5	■	0	0	0	0	0	9	12	21
LAN	■	■	■	5	0	■	0	0	0	■	■	12	16
LOT	■	■	■	8	■	■	■	■	0	0	7	13	20
ORK	0	0	■	0	0	0	0	0	0	0	■	0	■
SHET	0	0	0	0	0	0	0	0	0	0	0	0	0
TAY	7	9	0	6	■	■	0	0	0	0	8	17	25
WI	0	0	■	0	0	0	0	0	0	0	■	0	■
National	19	25	11	43	10	8	■	■	0	■	41	78	119

HINCYP LRDC: Auditory Neuropathy Spectrum Disorder Totals

National Total: 33			
	Unilateral	Bilateral	Total
BORD	0	0	0
D&G	0	0	0
FIFE	0	0	0
FV	0	■	■
GRAM	0	0	0
HIGH	0	■	■
LAN	0	0	0
LOT	9	9	18
ORK	0	0	0
SHET	0	0	0
TAY	■	■	11
WI	0	0	0
National	12	21	33

HINCYP LRDC: Undefined Hearing Loss Totals

National Total: 10													
	Mild		Moderate		Severe		Profound		Unclassified		Totals		
	Unilateral	Bilateral	Unilateral	Bilateral	Unilateral	Bilateral	Unilateral	Bilateral	Unilateral	Bilateral	Unilateral	Bilateral	Total
BORD	0	0	0	0	0	0	0	0	0	0	0	0	0
D&G	0	0	0	0	0	0	0	0	0	0	0	0	0
FIFE	0	0	0	0	0	0	0	0	0	0	0	0	0
FV	0	0	0	0	0	0	0	0	0	0	0	0	0
GRAM	0	0	0	0	0	0	0	0	0	0	0	0	0
HIGH	0	■	0	■	0	0	0	0	■	■	■	8	10
LAN	0	0	0	0	0	0	0	0	0	0	0	0	0
LOT	0	0	0	0	0	0	0	0	0	0	0	0	0
ORK	0	0	0	0	0	0	0	0	0	0	0	0	0
SHET	0	0	0	0	0	0	0	0	0	0	0	0	0
TAY	0	0	0	0	0	0	0	0	0	0	0	0	0
WI	0	0	0	0	0	0	0	0	0	0	0	0	0
National	0	■	0	■	0	0	0	0	■	■	■	8	10